

**CONSOLIDATED & SEPARATE FINANCIAL STATEMENTS (Un-Audited)**  
as on and for the half year ended December 31, 2022



**Baraka Power Limited**  
(Power Generating Company)

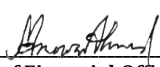
**Baraka Power Limited and it's Subsidiary**  
**Consolidated Statement of Financial Position (Un-Audited)**  
as on December 31, 2022

Particulars	Notes	Amount (Tk.)	Amount (Tk.)
		as on	as on
		December 31, 2022	June 30, 2022
<b>ASSETS</b>			
<b>A Non-Current Assets</b>			
Property, Plant & Equipment	04.A	2,183,637,602	2,236,220,315
Right-of-Use-Assets	05.A	2,149,294	2,865,726
Intangible Assets	06.A	104,544	162,677
Capital Work-in-Progress	07.A	201,253,634	177,202,623
Goodwill on Acquisition	8.00	28,379,313	28,379,313
Investment in Subsidiary	09.A	-	-
Investment in Associate	10.A	2,134,519,259	2,447,135,397
Investment in Preference Share	11.A	46,750,000	49,500,000
Pre-Operating Expenses	12.A	5,354,362	6,814,643
		<b>4,602,148,008</b>	<b>4,948,280,694</b>
<b>B Current Assets</b>			
Inventories	13.A	498,506,575	497,717,677
Investment in Marketable Securities	14.A	3,827,357	1,320,100
Advances, Deposits & Pre-payments	15.A	239,595,462	293,391,364
Accounts Receivables	16.A	535,610,862	528,471,746
Other Receivable	17.A	111,406,750	-
Current Account with Related Parties	18.A	518,867,430	587,141,240
Short Term Investment	19.A	59,378,192	59,378,192
Cash & Cash Equivalents	20.A	141,269,139	103,176,655
		<b>2,108,461,767</b>	<b>2,070,596,974</b>
<b>C TOTAL ASSETS (A+B)</b>		<b>6,710,609,775</b>	<b>7,018,877,668</b>
<b>EQUITY &amp; LIABILITIES</b>			
<b>D Equity Attributable to Owners of the Company</b>			
Share Capital	21.A	2,354,656,610	2,354,656,610
Share Premium	22.A	970,000,000	970,000,000
Fair Value Reserve	23.A	(1,292,835)	(60,827)
Retained Earnings	24.A	1,632,046,055	1,957,571,237
		<b>4,955,409,830</b>	<b>5,282,167,020</b>
Non-Controlling Interest	25.00	(167,186,437)	(176,476,726)
<b>Total Equity</b>		<b>4,788,223,393</b>	<b>5,105,690,294</b>
<b>E Non-Current Liabilities</b>			
Term Loan-Non Current Maturity	26.A	577,942,484	806,880,179
Finance Lease Liability-Non Current Maturity	27.A	799,058	1,563,083
Provision for Gratuity	28.A	10,317,213	10,317,213
Deferred Tax Liability	29.00	3,275,780	2,828,242
		<b>592,334,535</b>	<b>821,588,717</b>
<b>F Current Liabilities</b>			
Term Loan-Current Maturity	26.B	495,659,329	488,155,623
Finance Lease Liability-Current Maturity	27.B	1,550,030	1,432,308
Other Financial Facilities	30.A	106,274,081	147,547,532
Provision for Tax	31.A	150,191,239	187,058,713
Liabilities for Expenses	32.A	26,851,370	24,315,050
Current Account with Related Parties	33.00	-	-
Accounts Payable	34.A	300,582,371	229,632,843
Unclaimed Dividend and IPO Subscription Account	35.A	13,152,432	13,131,254
Other Payables	36.A	235,790,995	325,334
		<b>1,330,051,847</b>	<b>1,091,598,657</b>
<b>G TOTAL EQUITY &amp; LIABILITIES (D+E+F)</b>		<b>6,710,609,775</b>	<b>7,018,877,668</b>
<b>Net Assets Value Per Share (NAVPS)</b>	45.A	<b>21.05</b>	<b>22.43</b>

The accounting policies and other notes form an integral part of these financial statements.

The Financial Statements were approved and authorized for issue by the Board of Directors on the date of January 30, 2023 and signed for and on behalf of the board.

  
\_\_\_\_\_  
Company Secretary

  
\_\_\_\_\_  
Chief Financial Officer

  
\_\_\_\_\_  
Director

  
\_\_\_\_\_  
Managing Director

  
\_\_\_\_\_  
Director

Dated: Dhaka  
January 30, 2023

## Baraka Power Limited and its Subsidiary

### Consolidated Statement of Profit or Loss and Other Comprehensive Income (Un-Audited) for the half year ended December 31, 2022

Particulars	Notes	Half Year Ended (06 months)		2nd Qtr. Ended (03 months)	
		01 July 22 to 31 Dec. 22	01 July 21 to 31 Dec. 21	01 Oct. 22 to 31 Dec. 22	01 Oct. 21 to 31 Dec. 21
		Amount (Tk.)	Amount (Tk.)	Amount (Tk.)	Amount (Tk.)
Revenue	37.A	881,607,919	830,583,897	451,116,297	421,420,728
Cost of Revenue	38.A	(649,482,491)	(577,574,777)	(327,892,038)	(296,693,292)
<b>Gross Profit</b>		<b>232,125,428</b>	<b>253,009,120</b>	<b>123,224,259</b>	<b>124,727,436</b>
General & Administrative Expenses	39.A	(45,844,147)	(49,368,668)	(23,396,792)	(24,352,845)
<b>Operating Profit</b>		<b>186,281,281</b>	<b>203,640,452</b>	<b>99,827,467</b>	<b>100,374,591</b>
Other Income	40.A	18,432,983	71,348,362	7,102,133	33,724,458
Financial Expenses	41.A	(72,534,037)	(124,299,538)	(36,845,265)	(93,512,743)
<b>Profit before Tax</b>		<b>132,180,227</b>	<b>150,689,276</b>	<b>70,084,335</b>	<b>40,586,306</b>
Gain/(Loss) from Associates	10.A.01	(158,651,388)	301,465,832	102,941,613	182,436,030
Income Tax Expenses:					
Deferred Tax	42.00	(447,538)	(664,560)	(32,327)	(636,455)
Current Tax	43.A	(55,117,827)	(80,696,271)	(39,449,130)	(52,580,991)
Prior Year Income Tax (Over Provision)		1,277,007	-	1,277,007	-
<b>Net Profit after Tax</b>		<b>(80,759,519)</b>	<b>370,794,277</b>	<b>134,821,498</b>	<b>169,804,890</b>
Other Comprehensive Income/(loss) from Investment in Marketable Securities		(1,241,721)	-	(1,262,628)	-
<b>Total Comprehensive Income for the period</b>		<b>(82,001,240)</b>	<b>370,794,277</b>	<b>133,558,870</b>	<b>169,804,890</b>
<b>Profit Attributable To:</b>					
Owners of the Company		(90,059,521)	398,490,787	131,351,640	182,982,180
Non controlling interest		9,300,002	(27,696,510)	3,469,858	(13,177,290)
		<b>(80,759,519)</b>	<b>370,794,277</b>	<b>134,821,498</b>	<b>169,804,890</b>
<b>Total Comprehensive Income Attributable to:</b>					
Owners of the Company		(91,291,529)	398,490,787	130,096,970	182,982,180
Non-Controlling Interest		9,290,289	(27,696,510)	3,461,900	(13,177,290)
		<b>(82,001,240)</b>	<b>370,794,277</b>	<b>133,558,870</b>	<b>169,804,890</b>
<b>Earnings per Share:</b>					
Basic Earnings per Share (par value Tk. 10 each)	44.A	<b>(0.38)</b>	<b>1.69</b>	<b>0.56</b>	<b>0.78</b>

The accounting policies and other notes form an integral part of these financial statements.

The Financial Statements were approved and authorized for issue by the Board of Directors on the date of January 30, 2023 and signed for and on behalf of the board.

  
\_\_\_\_\_  
Company Secretary

  
\_\_\_\_\_  
Chief Financial Officer

  
\_\_\_\_\_  
Director

  
\_\_\_\_\_  
Managing Director

  
\_\_\_\_\_  
Director

Dated: Dhaka  
January 30, 2023

**Baraka Power Limited and it's Subsidiary**  
**Consolidated Statement of Changes in Equity (Un-Audited)**  
for the half year ended December 31, 2022

Amount in Taka

Particulars	Equity Attributable to Owners of the Company					Non Controlling Interest	Total Equity
	Share Capital	Share Premium	Fair Value Reserve	Retained Earnings	Total		
Balance as on 01-07-2022	2,354,656,610	970,000,000	(60,827)	1,957,571,237	5,282,167,020	(176,476,726)	5,105,690,294
Net Profit/(Loss) during the period	-	-	-	(90,059,521)	(90,059,521)	9,300,002	(80,759,519)
Issue of Share	-	-	-	-	-	-	-
Increase/(Decrease) in Fair Value	-	-	(1,232,008)	-	(1,232,008)	(9,713)	(1,241,721)
Cash Dividend @ 10% for the income year 2021-2022	-	-	-	(235,465,661)	(235,465,661)	-	(235,465,661)
Disposal of Subsidiary	-	-	-	-	-	-	-
<b>Balance as on 31-12-2022</b>	<b>2,354,656,610</b>	<b>970,000,000</b>	<b>(1,292,835)</b>	<b>1,632,046,055</b>	<b>4,955,409,830</b>	<b>(167,186,437)</b>	<b>4,788,223,393</b>


Amount in Taka

Particulars	Equity Attributable to Owners of the Company					Non Controlling Interest	Total Equity
	Share Capital	Share Premium	Fair Value Reserve	Retained Earnings	Total		
Balance as on 01-07-2021	2,354,656,610	970,000,000	-	1,691,680,956	5,016,337,566	1,127,471,469	6,143,809,035
Net Profit/(Loss) during the period	-	-	-	398,490,787	398,490,787	(27,696,510)	370,794,277
Cash Dividend @ 10% for the income year 2020-2021	-	-	-	(235,465,661)	(235,465,661)	-	(235,465,661)
Disposal of Subsidiary	-	-	-	-	-	(1,425,979,900)	(1,425,979,900)
<b>Balance as on 31-12-2021</b>	<b>2,354,656,610</b>	<b>970,000,000</b>	<b>-</b>	<b>1,854,706,082</b>	<b>5,179,362,692</b>	<b>(326,204,941)</b>	<b>4,853,157,751</b>
Balance as on 01-01-2022	2,354,656,610	970,000,000	-	1,854,706,082	5,179,362,692	(326,204,941)	4,853,157,751
Net Profit/(Loss) during the period	-	-	-	102,865,155	102,865,155	2,875,215	105,740,370
Issue of Share	-	-	-	-	-	146,853,000	146,853,000
Increase/(Decrease) in Fair Value	-	-	(60,827)	-	(60,827)	-	(60,827)
<b>Balance as on 30-06-2022</b>	<b>2,354,656,610</b>	<b>970,000,000</b>	<b>(60,827)</b>	<b>1,957,571,237</b>	<b>5,282,167,020</b>	<b>(176,476,726)</b>	<b>5,105,690,294</b>

The accounting policies and other notes form an integral part of these financial statements.

The Financial Statements were approved and authorized for issue by the Board of Directors on the date of January 30, 2023 and signed for and on behalf of the board.

  
Company Secretary

  
Chief Financial Officer

  
Director

  
Managing Director

  
Director

Dated: Dhaka  
January 30, 2023

## Baraka Power Limited and its Subsidiary

### Consolidated Statement of Cash Flows (Un-Audited) for the half year ended December 31, 2022

Particulars	Notes	Half Year Ended (06 months)		2nd Qtr. Ended (03 months)	
		01 July 22 to 31 Dec. 22	01 July 21 to 31 Dec. 21	01 Oct. 22 to 31 Dec. 22	01 Oct. 21 to 31 Dec. 21
		Amount (Tk.)	Amount (Tk.)	Amount (Tk.)	Amount (Tk.)
<b>Cash Flow from Operating Activities:</b>					
Cash Receipts from Customer		874,468,803	671,152,183	451,712,475	338,767,404
Cash Receipts from Others		11,350,328	11,951,297	45,778	1,856,297
Cash Paid to Suppliers		(457,566,129)	(480,779,043)	(182,220,817)	(294,322,882)
Cash Paid to Others		(145,184,811)	(136,988,856)	(72,324,013)	(68,253,190)
Change in Foreign Exchange Transactions		50,094	(686,464)	41,635	(215,161)
<b>Cash Generated from operating Activities</b>		<b>283,118,285</b>	<b>64,649,117</b>	<b>197,255,058</b>	<b>(22,167,532)</b>
Income Tax paid		(41,934,226)	(89,492,965)	(22,767,510)	(25,995,011)
Financial Expenses		(65,761,914)	(102,756,864)	(32,691,044)	(59,802,948)
<b>Net Cash from Operating Activities</b>		<b>175,422,145</b>	<b>(127,600,712)</b>	<b>141,796,504</b>	<b>(107,965,491)</b>
<b>Cash Flow from Investing Activities:</b>					
Payment against PPE		(23,359,532)	(134,385,654)	(22,590,988)	(114,152,590)
Disposal of Subsidiary		-	(1,628,570,459)	-	-
Acquisition/(Investment) in Subsidiary		-	-	-	-
Intangible Assets Addition		-	-	-	-
Investment in Marketable Securities		(3,688,260)	(353,600)	(412,740)	(6)
Investment in Associate		-	-	-	-
Investment in Preference Share		2,750,000	2,750,000	2,750,000	2,750,000
Fixed Deposit Receipt (FDR)		-	15,000,000	-	15,000,000
Dividend Received		44,787,500	55,950,000	44,787,500	55,950,000
<b>Net Cash Provided by / (Used in) Investing Activities</b>		<b>20,489,708</b>	<b>(1,689,609,713)</b>	<b>24,533,772</b>	<b>(40,452,596)</b>
<b>Cash Flow from Financing Activities:</b>					
Term Loan Received/(Repayment)		(228,206,112)	(213,880,617)	(109,312,803)	(91,922,800)
Short Term Liabilities		(2,652,588)	563,435,119	64,024,549	450,304,674
Payment of Lease Liability		-	(346,090)	-	(175,167)
Payment of Cash Dividend to Shareholders		21,178	(30,495,449)	32,409	(74,165)
Dividend Paid against Minority Interest		-	-	-	-
Current Account with Related Parties		73,018,153	(51,589,161)	(395,502,353)	72,269,482
Issue of Pref. Share		-	-	-	-
Issue of Share of Baraka Fashions Limited		-	-	-	-
Share Money Deposit		-	-	-	-
<b>Net Cash Used in Financing Activities</b>		<b>(157,819,369)</b>	<b>267,123,802</b>	<b>(440,758,198)</b>	<b>430,402,024</b>
<b>Net Cash Inflow/(Outflow) for the period</b>		<b>38,092,484</b>	<b>(1,550,086,623)</b>	<b>(274,427,922)</b>	<b>281,983,937</b>
Opening Cash & Cash Equivalents		103,176,655	1,904,882,453	415,697,061	72,811,893
<b>Closing Cash &amp; Cash Equivalents</b>		<b>141,269,139</b>	<b>354,795,830</b>	<b>141,269,139</b>	<b>354,795,830</b>
<b>Net Operating Cash Flows Per Share (NOCFPS)</b>	47.A	<b>0.75</b>	<b>(0.54)</b>	<b>0.60</b>	<b>(0.46)</b>
The above balance consists of the following:					
Cash in Hand		3,527,541	2,630,059	3,527,541	2,630,059
Cash at Bank		137,678,895	352,165,742	137,678,895	352,165,742
Cash Available on BO A/C at period end		62,703	29	62,703	29
		<b>141,269,139</b>	<b>354,795,830</b>	<b>141,269,139</b>	<b>354,795,830</b>

The accounting policies and other notes form an integral part of these financial statements.

The Financial Statements were approved and authorized for issue by the Board of Directors on the date of January 30, 2023 and signed for and on behalf of the board.

  
\_\_\_\_\_  
Company Secretary

  
\_\_\_\_\_  
Chief Financial Officer

  
\_\_\_\_\_  
Director

  
\_\_\_\_\_  
Managing Director

  
\_\_\_\_\_  
Director

Dated: Dhaka  
January 30, 2023

## Baraka Power Limited & it's Subsidiaries

Consolidated Schedule for Property, Plant & Equipment  
as on December 31, 2022

Amount in BDT	Schedule-A									
Particulars	Land & Land Development	Furniture & fixture	Office & Electrical Equipment	Office Decoration	Motor Vehicles	Building & Civil Construction	Factory Building	Maintenance Equipment	Plant & Machineries	Total
<b>Cost</b>										
Balance at July 01, 2021	813,280,407	11,151,919	50,396,272	11,688,247	31,343,611	1,445,229,225	51,279,254	20,881,147	12,101,080,625	14,536,330,707
Disposal of Subsidiary	(546,487,654)	(3,384,081)	(20,996,089)	(5,021,872)	(10,946,811)	(1,316,758,510)		(11,042,719)	(9,502,769,829)	(11,417,407,565)
Addition during the period	1,200,000	49,560	2,795,247	977,625	-	-	-	-	142,140,797	147,163,229
<b>Balance at June 30, 2022</b>	<b>267,992,753</b>	<b>7,817,398</b>	<b>32,195,430</b>	<b>7,644,000</b>	<b>20,396,800</b>	<b>128,470,715</b>	<b>51,279,254</b>	<b>9,838,428</b>	<b>2,740,451,593</b>	<b>3,266,086,371</b>
Balance at July 01, 2022	267,992,753	7,817,398	32,195,430	7,644,000	20,396,800	128,470,715	51,279,254	9,838,428	2,740,451,593	3,266,086,371
Disposal of Subsidiary										-
Addition during the period	-	-	724,468	-	8,042,116	-	-	-	113,400	8,879,984
<b>Balance at December 31, 2022</b>	<b>267,992,753</b>	<b>7,817,398</b>	<b>32,919,898</b>	<b>7,644,000</b>	<b>28,438,916</b>	<b>128,470,715</b>	<b>51,279,254</b>	<b>9,838,428</b>	<b>2,740,564,993</b>	<b>3,274,966,355</b>
<b>Accumulated Depreciation</b>										
Balance at July 01, 2021	-	7,018,259	39,238,711	11,502,876	30,067,166	386,998,623	11,143,423	16,820,441	1,867,135,565	2,369,925,064
Disposal of Subsidiary	-	(1,919,043)	(12,324,021)	(4,836,501)	(9,750,093)	(306,649,600)		(6,982,013)	(1,106,290,801)	(1,448,752,072)
Charged during the period	-	514,643	1,717,949	68,432	79,727	8,568,995	2,563,963	-	95,179,355	108,693,064
<b>Balance at June 30, 2022</b>	<b>-</b>	<b>5,613,859</b>	<b>28,632,639</b>	<b>6,734,807</b>	<b>20,396,800</b>	<b>88,918,018</b>	<b>13,707,386</b>	<b>9,838,428</b>	<b>856,024,119</b>	<b>1,029,866,056</b>
Balance at July 01, 2022	-	5,613,859	28,632,639	6,734,807	20,396,800	88,918,018	13,707,386	9,838,428	856,024,119	1,029,866,056
Charged during the period	-	255,899	800,843	97,763	1,149,486	4,284,497	1,281,981	-	53,592,228	61,462,697
<b>Balance at December 31, 2022</b>	<b>-</b>	<b>5,869,758</b>	<b>29,433,482</b>	<b>6,832,570</b>	<b>21,546,286</b>	<b>93,202,515</b>	<b>14,989,367</b>	<b>9,838,428</b>	<b>909,616,347</b>	<b>1,091,328,753</b>
<b>Written Down Value</b>										
<b>As on June 30, 2022</b>	<b>267,992,753</b>	<b>2,203,539</b>	<b>3,562,791</b>	<b>909,193</b>	<b>-</b>	<b>39,552,697</b>	<b>37,571,868</b>	<b>-</b>	<b>1,884,427,474</b>	<b>2,236,220,315</b>
<b>As on December 31, 2022</b>	<b>267,992,753</b>	<b>1,947,640</b>	<b>3,486,416</b>	<b>811,430</b>	<b>6,892,630</b>	<b>35,268,200</b>	<b>36,289,887</b>	<b>-</b>	<b>1,830,948,646</b>	<b>2,183,637,602</b>
<b>Allocation of Depreciation:</b>		<b>for the half year ended December 31, 2022</b>	<b>for the year ended June 30, 2022</b>							
Cost of Sales		54,874,209	97,743,318							<i>(Depreciation expenses on Factory Building, Plant &amp; Machinery and Maintenance Equipment considered as direct expenses)</i>
General & Administrative Expenses		6,588,488	10,949,746							<i>(Other than depreciation expenses on Factory Building, Plant &amp; Machinery and Maintenance Equipment considered as indirect expenses)</i>
<b>Total</b>		<b>61,462,697</b>	<b>108,693,064</b>							

**\*\* Details of depreciation rate is stated in note 3.02.d**

**Consolidated Schedule of Intangible Assets  
as on December 31, 2022**

Amount in BDT	Schedule-AA					
Particulars	IT Software- Tally Acc. Software	Share Management Software	Website Development	Payroll Software	Logo	Total
<b>Rate of Amortization</b>	<b>20.00%</b>	<b>20.00%</b>	<b>20.00%</b>	<b>20.00%</b>	<b>20.00%</b>	
<b>Cost</b>						
Balance at July 01, 2021	140,000	200,000	401,325	690,000	50,000	1,481,325
Addition during the year	-	-	-	-	-	-
Adjustment	-	-	-	-	-	-
<b>Balance at June 30, 2022</b>	<b>140,000</b>	<b>200,000</b>	<b>401,325</b>	<b>690,000</b>	<b>50,000</b>	<b>1,481,325</b>
Balance at July 01, 2022	140,000	200,000	401,325	690,000	50,000	1,481,325
Addition during the period	-	-	-	-	-	-
Adjustment	-	-	-	-	-	-
<b>Balance at December 31, 2022</b>	<b>140,000</b>	<b>200,000</b>	<b>401,325</b>	<b>690,000</b>	<b>50,000</b>	<b>1,481,325</b>
<b>Accumulated Amortization</b>						
Balance at July 01, 2021	140,000	200,000	235,883	591,833	24,167	1,191,883
Charged during the period	-	-	36,765	80,000	10,000	126,765
Adjustment	-	-	-	-	-	-
<b>Balance at June 30, 2022</b>	<b>140,000</b>	<b>200,000</b>	<b>272,648</b>	<b>671,833</b>	<b>34,167</b>	<b>1,318,648</b>
Balance at July 01, 2022	140,000	200,000	272,648	671,833	34,167	1,318,648
Charged during the period	-	-	40,133	13,000	5,000	58,133
Adjustment	-	-	-	-	-	-
<b>Balance at December 31, 2022</b>	<b>140,000</b>	<b>200,000</b>	<b>312,781</b>	<b>684,833</b>	<b>39,167</b>	<b>1,376,781</b>
<b>Written Down Value</b>						
<b>As on June 30, 2022</b>	<b>-</b>	<b>-</b>	<b>128,677</b>	<b>18,167</b>	<b>15,833</b>	<b>162,677</b>
<b>As on December 31, 2022</b>	<b>-</b>	<b>-</b>	<b>88,544</b>	<b>5,167</b>	<b>10,833</b>	<b>104,544</b>

## Baraka Power Limited

### Schedule for Right of Use Assets

as on December 31, 2022

Amount in BDT	Schedule-AAA		
Particulars	Right-of-Use Assets - Vehicle	Right-of-Use Assets - Office Space	Total
<b>Depreciation Rate</b>	<b>20%</b>	<b>33.33%</b>	
<b>Cost</b>			
Balance at July 01, 2021	2,971,156	-	2,971,156
Addition during the year	-	4,298,589	4,298,589
Adjustment	-	-	-
<b>Balance at June 30, 2022</b>	<b>2,971,156</b>	<b>4,298,589</b>	<b>7,269,745</b>
Balance at July 01, 2022	2,971,156	4,298,589	7,269,745
Addition during the period	-	-	-
<b>Balance at December 31, 2022</b>	<b>2,971,156</b>	<b>4,298,589</b>	<b>7,269,745</b>
<b>Accumulated Depreciation</b>			
Balance at July 01, 2021	2,575,001	-	2,575,001
Charged during the year	396,155	1,432,863	1,829,018
Adjustment	-	-	-
<b>Balance at June 30, 2022</b>	<b>2,971,156</b>	<b>1,432,863</b>	<b>4,404,019</b>
Balance at July 01, 2022	2,971,156	1,432,863	4,404,019
Charged during the period	-	716,432	716,432
<b>Balance at December 31, 2022</b>	<b>2,971,156</b>	<b>2,149,295</b>	<b>5,120,451</b>
<b>Written Down Value</b>			
<b>As on June 30, 2022</b>	<b>-</b>	<b>2,865,726</b>	<b>2,865,726</b>
<b>As on December 31, 2022</b>	<b>-</b>	<b>2,149,294</b>	<b>2,149,294</b>



# Baraka Power Limited

## Statement of Financial Position (Un-Audited) as on December 31, 2022

Particulars	Notes	As on	As on
		December 31, 2022	June 30, 2022
		Amount (Tk.)	Amount (Tk.)
<b>ASSETS</b>			
<b>A Non-Current Assets</b>			
Property, Plant & Equipment	4.00	1,978,231,393	2,026,741,625
Right-of-Use-Assets	5.00	1,464,085	1,952,113
Intangible Assets	6.00	99,377	144,510
Capital Work in Progress	7.00	193,593,807	171,385,083
Investment in Subsidiary	9.00	153,000,000	153,000,000
Investment in Associate	10.00	1,165,950,000	1,165,950,000
Investment in Preference Share	11.00	46,750,000	49,500,000
Pre-Operating Expenses	12.00	5,354,362	6,814,643
		<b>3,544,443,024</b>	<b>3,575,487,974</b>
<b>B Current Assets</b>			
Inventories	13.00	376,224,035	380,259,148
Investment in Marketable Securities	14.00	3,775,827	1,320,100
Advances, Deposits & Pre-payments	15.00	226,704,203	277,847,988
Accounts Receivables	16.00	393,521,006	449,798,078
Other Receivable	17.00	111,406,750	-
Current Account with Related Parties	18.00	999,082,085	1,041,032,366
Short Term Investment	19.00	35,000,000	35,000,000
Cash & Cash Equivalents	20.00	50,030,573	16,503,550
		<b>2,195,744,479</b>	<b>2,201,761,230</b>
<b>C TOTAL ASSETS (A+B)</b>		<b>5,740,187,503</b>	<b>5,777,249,204</b>
<b>EQUITY &amp; LIABILITIES</b>			
<b>D Total Equity</b>			
Share Capital	21.00	2,354,656,610	2,354,656,610
Share Premium	22.00	970,000,000	970,000,000
Fair Value Reserve	23.00	(1,282,726)	(60,827)
Retained Earnings	24.00	962,097,747	984,686,385
		<b>4,285,471,631</b>	<b>4,309,282,168</b>
<b>E Non-Current Liabilities</b>			
Term Loan-Non Current Maturity	26.00	386,572,487	605,245,245
Lease Liability-Non Current Maturity	27.00	544,313	1,064,762
Provision for Gratuity	28.00	10,317,213	10,317,213
		<b>397,434,013</b>	<b>616,627,220</b>
<b>F Current Liabilities</b>			
Term Loan-Current Maturity	26.00	462,218,933	445,437,194
Lease Liability-Current Maturity	27.00	1,018,082	940,723
Other Financial Facilities	30.00	106,000,000	129,595,321
Provision for Tax	31.00	140,312,275	175,824,365
Liabilities for Expenses	32.00	8,019,962	6,045,334
Accounts Payable	34.00	90,769,180	80,040,291
Unclaimed Dividend and IPO Subscription Account	35.00	13,152,432	13,131,254
Other Payables	36.00	235,790,995	325,334
		<b>1,057,281,859</b>	<b>851,339,816</b>
<b>G TOTAL EQUITY &amp; LIABILITIES (D+E+F)</b>		<b>5,740,187,503</b>	<b>5,777,249,204</b>
<b>Net Assets Value Per Share (NAVPS)</b>	45.00	<b>18.20</b>	<b>18.30</b>

The accounting policies and other notes form an integral part of these financial statements.

The Financial Statements were approved and authorized for issue by the Board of Directors on the date of January 30, 2023 and signed for and on behalf of the board.

  
Company Secretary

  
Chief Financial Officer

  
Director

  
Managing Director

  
Director

Dated: Dhaka  
January 30, 2023

## Baraka Power Limited

### Statement of Profit or Loss and Other Comprehensive Income (Un-Audited) for the half year ended December 31, 2022

Particulars	Notes	Half Year Ended (06 months)		2nd Qtr. Ended (03 months)	
		01 July 22 to 31 Dec. 22	01 July 21 to 31 Dec. 21	01 Oct. 22 to 31 Dec. 22	01 Oct. 21 to 31 Dec. 21
		Amount (Tk.)	Amount (Tk.)	Amount (Tk.)	Amount (Tk.)
Revenue	37.00	393,520,926	584,606,969	208,105,633	293,530,839
Cost of Revenue	38.00	(217,220,344)	(330,719,138)	(114,708,823)	(173,732,854)
<b>Gross Profit</b>		<b>176,300,582</b>	<b>253,887,831</b>	<b>93,396,810</b>	<b>119,797,985</b>
General & Administrative Expenses	39.00	(29,551,331)	(25,584,271)	(15,619,088)	(13,851,418)
<b>Operating Profit</b>		<b>146,749,251</b>	<b>228,303,560</b>	<b>77,777,722</b>	<b>105,946,567</b>
Other Income	40.00	177,850,591	269,826,280	169,537,938	229,763,679
Financial Expenses	41.00	(63,404,547)	(110,748,912)	(33,243,569)	(73,530,496)
<b>Profit before Tax</b>		<b>261,195,295</b>	<b>387,380,928</b>	<b>214,072,091</b>	<b>262,179,750</b>
Income Tax Expenses	43.00	(49,595,279)	(78,573,055)	(36,605,806)	(52,094,402)
Prior Year Income Tax (Over Provision)		1,277,007	-	1,277,007	-
<b>Net Profit after Tax</b>		<b>212,877,023</b>	<b>308,807,873</b>	<b>178,743,292</b>	<b>210,085,348</b>
Other Comprehensive Income/(loss) from Investment in Marketable Securities	14.00	(1,221,899)	-	(1,246,388)	-
<b>Total comprehensive income for the period</b>		<b>211,655,124</b>	<b>308,807,873</b>	<b>177,496,904</b>	<b>210,085,348</b>
<b>Earnings per Share:</b>					
Basic Earnings per Share (par value Tk. 10 each)	44.00	<b>0.90</b>	<b>1.31</b>	<b>0.76</b>	<b>0.89</b>

The accounting policies and other notes form an integral part of these financial statements.

The Financial Statements were approved and authorized for issue by the Board of Directors on the date of January 30, 2023 and signed for and on behalf of the board.

  
\_\_\_\_\_  
Company Secretary

  
\_\_\_\_\_  
Chief Financial Officer

  
\_\_\_\_\_  
Director

  
\_\_\_\_\_  
Managing Director

  
\_\_\_\_\_  
Director

Dated: Dhaka  
January 30, 2023

## Baraka Power Limited

### Statement of Changes in Equity (Un-Audited) for the half year ended December 31, 2022

Amount in Taka

Particulars	Share Capital	Share Premium	Fair Value Reserve	Retained Earnings	Total
Balance as on 01-07-2022	2,354,656,610	970,000,000	(60,827)	984,686,385	4,309,282,168
Net Profit/(Loss) during the period	-	-	-	212,877,023	212,877,023
Cash Dividend @ 10% for the income year 2021-2022				(235,465,661)	(235,465,661)
Increase/(Decrease) in Fair Value	-	-	(1,221,899)	-	(1,221,899)
<b>Balance as on 31-12-2022</b>	<b>2,354,656,610</b>	<b>970,000,000</b>	<b>(1,282,726)</b>	<b>962,097,747</b>	<b>4,285,471,631</b>


Amount in Taka

Particulars	Share Capital	Share Premium	Fair Value Reserve	Retained Earnings	Total
Balance as on 01-07-2021	2,354,656,610	970,000,000	-	780,082,790	4,104,739,400
Net Profit/(Loss) during the period	-	-	-	308,807,873	308,807,873
Cash Dividend @ 10% for the income year 2020-2021				(235,465,661)	(235,465,661)
Increase/(Decrease) in Fair Value	-	-	-	-	-
<b>Balance as on 31-12-2021</b>	<b>2,354,656,610</b>	<b>970,000,000</b>	<b>-</b>	<b>853,425,002</b>	<b>4,178,081,612</b>
Balance as on 01-01-2022	2,354,656,610	970,000,000	-	853,425,002	4,178,081,612
Net Profit/(Loss) during the period				131,261,383	131,261,383
Increase/(Decrease) in Fair Value	-	-	(60,827)	-	(60,827)
<b>Balance as on 30-06-2022</b>	<b>2,354,656,610</b>	<b>970,000,000</b>	<b>(60,827)</b>	<b>984,686,385</b>	<b>4,309,282,168</b>

The accounting policies and other notes form an integral part of these financial statements.

The Financial Statements were approved and authorized for issue by the Board of Directors on the date of January 30, 2023 and signed for and on behalf of the board.

  
\_\_\_\_\_  
Company Secretary

  
\_\_\_\_\_  
Chief Financial Officer

  
\_\_\_\_\_  
Director

  
\_\_\_\_\_  
Managing Director

  
\_\_\_\_\_  
Director

Dated: Dhaka  
January 30, 2023

## Baraka Power Limited

### Statement of Cash Flows (Un-Audited) for the half year ended December 31, 2022

Particulars	Notes	Half Year Ended (06 months)		2nd Qtr. Ended (03 months)	
		01 July 22	01 July 21	01 Oct. 22	01 Oct. 21
		to 31 Dec. 22	to 31 Dec. 21	to 31 Dec. 22	to 31 Dec. 21
		Amount (Tk.)	Amount (Tk.)	Amount (Tk.)	Amount (Tk.)
<b>Cash Flow from Operating Activities:</b>					
Cash Receipts from Customer		449,797,998	447,336,689	179,506,463	241,002,375
Cash Receipts from Others		36,894	1,856,297	36,894	1,856,297
Cash Paid to Suppliers		(165,751,352)	(304,987,406)	(31,044,044)	(237,852,618)
Cash Paid to Others		(48,250,018)	(43,579,513)	(24,028,741)	(21,729,027)
Change in Foreign Exchange Transactions		-	-	-	-
<b>Cash Generated from operating Activities</b>		<b>235,833,522</b>	<b>100,626,067</b>	<b>124,470,572</b>	<b>(16,722,973)</b>
Income Tax paid		(36,413,947)	(87,369,749)	(19,926,455)	(25,508,422)
Financial Expenses		(65,882,424)	(77,159,669)	(33,739,348)	(57,938,708)
<b>Net Cash from Operating Activities</b>		<b>133,537,151</b>	<b>(63,903,351)</b>	<b>70,804,769</b>	<b>(100,170,103)</b>
<b>Cash Flow from Investing Activities:</b>					
Payment against PPE		(23,075,308)	(128,994,809)	(22,435,489)	(108,952,745)
Intangible Assets Addition		-	-	-	-
Investment in Subsidiaries		-	-	-	-
Investment in Marketable Securities		(3,624,051)	(353,600)	(450,002)	(6)
Investment in Associate		-	-	-	-
Investment in Preference share		2,750,000	2,750,000	2,750,000	2,750,000
Fixed Deposit Receipt (FDR)		-	15,000,000	-	15,000,000
Dividend Received		44,787,500	55,950,000	44,787,500	55,950,000
<b>Net Cash Provided by / (Used in) Investing Activities</b>		<b>20,838,141</b>	<b>(55,648,409)</b>	<b>24,652,009</b>	<b>(35,252,751)</b>
<b>Cash Flow from Financing Activities:</b>					
Other Financial Facility		15,025,542	595,211,349	75,733,521	446,191,106
Received /(Payment) of Term Loan		(199,413,142)	(204,712,628)	(96,722,620)	(85,295,811)
Payment of Lease Liability		-	(346,090)	-	(175,167)
Current Account with Related Parties		63,518,153	(98,248,304)	(395,502,353)	56,321,249
Dividend Paid		21,178	(30,495,449)	32,409	(74,165)
<b>Net Cash Used in Financing Activities</b>		<b>(120,848,269)</b>	<b>261,408,878</b>	<b>(416,459,043)</b>	<b>416,967,212</b>
<b>Net Cash Inflow/(Outflow) for the period</b>		<b>33,527,023</b>	<b>141,857,118</b>	<b>(321,002,265)</b>	<b>281,544,358</b>
Opening Cash & Cash Equivalents		16,503,550	161,294,166	371,032,838	21,606,926
<b>Closing Cash &amp; Cash Equivalents</b>		<b>50,030,573</b>	<b>303,151,284</b>	<b>50,030,573</b>	<b>303,151,284</b>
<b>Net Operating Cash Flows Per Share (NOCFPS)</b>	47.00	<b>0.57</b>	<b>(0.27)</b>	<b>0.30</b>	<b>(0.43)</b>
The above balance consists of the following:					
Cash in Hand		2,083,425	2,076,535	2,083,425	2,076,535
Cash at Bank		47,921,736	301,074,720	47,921,736	301,074,720
Cash Available on BO A/C at period end		25,412	29	25,412	29
		<b>50,030,573</b>	<b>303,151,284</b>	<b>50,030,573</b>	<b>303,151,284</b>

The accounting policies and other notes form an integral part of these financial statements.

The Financial Statements were approved and authorized for issue by the Board of Directors on the date of January 30, 2023 and signed for and on behalf of the board.

  
\_\_\_\_\_  
Company Secretary

  
\_\_\_\_\_  
Chief Financial Officer

  
\_\_\_\_\_  
Director

  
\_\_\_\_\_  
Managing Director

  
\_\_\_\_\_  
Director

Dated: Dhaka  
January 30, 2023

**Baraka Power Limited**  
Schedule for Property, Plant & Equipment  
as on December 31, 2022

Amount in BDT	Schedule-B								
Particulars	Land & Land Development	Furniture & fixture	Office & Electrical Equipment	Office Decoration	Motor Vehicles	Building & Civil Construction	Maintenance Equipment	Plant & Machineries	Total
<b>Depreciation Rate</b>	<b>0%</b>	<b>10%</b>	<b>20%</b>	<b>20%</b>	<b>20%</b>	<b>6.67%</b>	<b>20%</b>	<b>3%</b>	
<b>Cost</b>									
Balance at July 01, 2021	131,561,753	3,758,985	12,598,370	6,666,375	20,396,800	128,470,715	9,838,428	2,509,996,722	2,823,288,148
Addition during the year	1,200,000	49,560	817,627	977,625				140,107,797	143,152,609
Adjustment	-	-	-	-	-	-	-	-	-
<b>Balance at June 30, 2022</b>	<b>132,761,753</b>	<b>3,808,545</b>	<b>13,415,997</b>	<b>7,644,000</b>	<b>20,396,800</b>	<b>128,470,715</b>	<b>9,838,428</b>	<b>2,650,104,519</b>	<b>2,966,440,757</b>
Balance at July 01, 2022	132,761,753	3,808,545	13,415,997	7,644,000	20,396,800	128,470,715	9,838,428	2,650,104,519	2,966,440,757
Addition during the period			724,468		8,042,116				8,766,584
<b>Balance at December 31, 2022</b>	<b>132,761,753</b>	<b>3,808,545</b>	<b>14,140,465</b>	<b>7,644,000</b>	<b>28,438,916</b>	<b>128,470,715</b>	<b>9,838,428</b>	<b>2,650,104,519</b>	<b>2,975,207,341</b>
<b>Accumulated Depreciation</b>									
Balance at July 01, 2021	-	3,231,636	11,975,910	6,666,375	20,317,073	80,349,023	9,838,428	707,138,224	839,516,669
Charged during the year	-	113,758	640,613	68,432	79,727	8,568,995	-	90,710,938	100,182,463
Adjustment	-	-	-	-	-	-	-	-	-
<b>Balance at June 30, 2022</b>	<b>-</b>	<b>3,345,394</b>	<b>12,616,523</b>	<b>6,734,807</b>	<b>20,396,800</b>	<b>88,918,018</b>	<b>9,838,428</b>	<b>797,849,162</b>	<b>939,699,132</b>
Balance at July 01, 2022	-	3,345,394	12,616,523	6,734,807	20,396,800	88,918,018	9,838,428	797,849,162	939,699,132
Charged during the period	-	55,454	358,428	97,763	1,149,486	4,284,497	-	51,331,188	57,276,816
<b>Balance at December 31, 2022</b>	<b>-</b>	<b>3,400,848</b>	<b>12,974,951</b>	<b>6,832,570</b>	<b>21,546,286</b>	<b>93,202,515</b>	<b>9,838,428</b>	<b>849,180,350</b>	<b>996,975,948</b>
<b>Written Down Value</b>									
<b>As on June 30, 2022</b>	<b>132,761,753</b>	<b>463,151</b>	<b>799,474</b>	<b>909,193</b>	<b>-</b>	<b>39,552,697</b>	<b>-</b>	<b>1,852,255,357</b>	<b>2,026,741,625</b>
<b>As on December 31, 2022</b>	<b>132,761,753</b>	<b>407,697</b>	<b>1,165,514</b>	<b>811,430</b>	<b>6,892,630</b>	<b>35,268,200</b>	<b>-</b>	<b>1,800,924,169</b>	<b>1,978,231,393</b>
<b>Allocation of Depreciation:</b>		<b>for the half year ended December 31, 2022</b>	<b>for the year ended June 30, 2022</b>						
Cost of Sales		51,331,188	90,710,938	<i>(Depreciation expenses on Plant &amp; Machinery and Maintenance Equipment considered as direct expenses)</i>					
General & Administrative Expenses		5,945,628	9,471,525	<i>(Other than depreciation expenses on Plant &amp; Machinery and Maintenance Equipment considered as indirect expenses)</i>					
<b>Total</b>		<b>57,276,816</b>	<b>100,182,463</b>						

**Schedule of Intangible Assets**  
as on December 31, 2022

Schedule-BB

Amount in BDT

Particulars	IT Software-Tally Acc. Software	Share Management Software	Website Development	Logo	Total
<b>Rate of Amortization</b>	<b>20.00%</b>	<b>20.00%</b>	<b>20.00%</b>	<b>20.00%</b>	
<b><u>Cost</u></b>					
Balance at July 01, 2021	140,000	200,000	401,325	50,000	791,325
Addition during the year	-	-	-	-	-
Adjustment	-	-	-	-	-
<b>Balance at June 30, 2022</b>	<b>140,000</b>	<b>200,000</b>	<b>401,325</b>	<b>50,000</b>	<b>791,325</b>
Balance at July 01, 2022	140,000	200,000	401,325	50,000	791,325
Addition during the period	-	-	-	-	-
Adjustment	-	-	-	-	-
<b>Balance at December 31, 2022</b>	<b>140,000</b>	<b>200,000</b>	<b>401,325</b>	<b>50,000</b>	<b>791,325</b>
<b><u>Accumulated Amortization</u></b>					
Balance at July 01, 2021	140,000	200,000	235,883	24,167	600,050
Charged during the year	-	-	36,765	10,000	46,765
Adjustment	-	-	-	-	-
<b>Balance at June 30, 2022</b>	<b>140,000</b>	<b>200,000</b>	<b>272,648</b>	<b>34,167</b>	<b>646,815</b>
Balance at July 01, 2022	140,000	200,000	272,648	34,167	646,815
Charged during the period	-	-	40,133	5,000	45,133
Adjustment	-	-	-	-	-
<b>Balance at December 31, 2022</b>	<b>140,000</b>	<b>200,000</b>	<b>312,781</b>	<b>39,167</b>	<b>691,948</b>
<b><u>Written Down Value</u></b>					
<b>As on June 30, 2022</b>	<b>-</b>	<b>-</b>	<b>128,677</b>	<b>15,833</b>	<b>144,510</b>
<b>As on December 31, 2022</b>	<b>-</b>	<b>-</b>	<b>88,544</b>	<b>10,833</b>	<b>99,377</b>

## Baraka Power Limited

### Schedule for Right of Use Assets

as on December 31, 2022

Amount in BDT	Schedule-BBB		
Particulars	Right-of-Use Assets - Vehicle	Right-of-Use Assets - Office Space	Total
<b>Depreciation Rate</b>	<b>20%</b>	<b>33.33%</b>	
<b><u>Cost</u></b>			
Balance at July 01, 2021	2,971,156	-	2,971,156
Addition during the year	-	2,928,169	2,928,169
Adjustment	-	-	-
<b>Balance at June 30, 2022</b>	<b>2,971,156</b>	<b>2,928,169</b>	<b>5,899,325</b>
Balance at July 01, 2022	2,971,156	2,928,169	5,899,325
Addition during the period		-	-
<b>Balance at December 31, 2022</b>	<b>2,971,156</b>	<b>2,928,169</b>	<b>5,899,325</b>
<b><u>Accumulated Depreciation</u></b>			
Balance at July 01, 2021	2,575,001	-	2,575,001
Charged during the year	396,155	976,056	1,372,211
Adjustment	-	-	-
<b>Balance at June 30, 2022</b>	<b>2,971,156</b>	<b>976,056</b>	<b>3,947,212</b>
Balance at July 01, 2022	2,971,156	976,056	3,947,212
Charged during the period	-	488,028	488,028
<b>Balance at December 31, 2022</b>	<b>2,971,156</b>	<b>1,464,084</b>	<b>4,435,240</b>
<b><u>Written Down Value</u></b>			
<b>As on June 30, 2022</b>	<b>-</b>	<b>1,952,113</b>	<b>1,952,113</b>
<b>As on December 31, 2022</b>	<b>-</b>	<b>1,464,085</b>	<b>1,464,085</b>

# Baraka Power Limited

## Notes to the Financial Statements as on and for the half year ended December 31, 2022

### 1.00 Reporting Entity:

#### 1.01 Background of the Company:

Baraka Power Limited previously known as Barakatullah Electro Dynamics Ltd. (hereinafter referred to as the Company) was incorporated in Bangladesh on June 26, 2007 as a Private Limited Company. On September 25, 2008 the Company was converted as Public Limited Company under the Companies Act, 1994.

The Company is listed with both Dhaka Stock Exchange Limited (DSE) & Chittagong Stock Exchange Limited (CSE) on May 16, 2011 and trading of the share of the company has been started from May 19, 2011.

The registered office of the Company is situated at 102 Azadi, Mirboxtola, Sylhet-3100.

#### 1.02 Nature of Business:

The principal activity of this Company is to set up power plants for generation and supply of electricity. The plant capacity is 51 MW located at Fenchugonj, Sylhet, has successfully commissioned on 10 October, 2009 and started its commercial operation from 24 October, 2009 and supplying to the National Grid uninterruptedly.

#### 1.03 Environmental Commitment:

The Company ethos places a special emphasis on environmental and ecological issues. Its efforts to preserve and regenerate the environment and expression in the slew of projects and programs it has undertaken in and around its facilities and operations. A Focus area, in this context, is the climate change crisis. The Company beliefs on sustainability have led to a company policy that emphasizes environment preservation. Baraka Power Limited work on projects that include experiencing green cover, reducing effluents and emission, maintaining local ecological and improving long term coronate sustainability.

### 2.00 Basis of Preparation and Presentation of the Financial Statements:

#### 2.01 Statement of Compliance:

The financial statements have been prepared in accordance with International Accounting Standards (IAS), International Financial Reporting Standards (IFRS), the Companies Act, 1994 and other laws and regulations applicable in International.

The following Accounting Standards were applied for the preparation of the financial statements for the period under review:

IAS - 1	Presentation of Financial Statements;
IAS - 2	Inventories;
IAS - 7	Statement of Cash Flows;
IAS - 8	Accounting Policies, Changes in Accounting Estimates and Errors;
IAS - 10	Events after the Reporting Period;
IAS - 12	Income Taxes;
IAS - 16	Property, Plant & Equipment;
IAS - 19	Employee Benefits;
IAS - 21	The Effects of Change in Foreign Exchange Rates;
IAS - 23	Borrowing Costs;
IAS - 24	Related Party Disclosures;
IAS - 28	Investments in Associates and Joint Ventures;
IAS - 33	Earnings Per Share;
IAS - 34	Interim Financial Reporting
IAS - 37	Provisions, Contingent Liabilities and Contingent Assets;
IAS - 38	Intangible Assets;
IFRS - 3	Business Combination;
IFRS - 7	Financial Instruments: Disclosures;
IFRS - 9	Financial Instruments;
IFRS - 10	Consolidated Financial Statements;
IFRS - 12	Disclosures of Interests in Other Entities;
IFRS - 13	Fair Value Measurement;
IFRS - 15	Revenue from Contracts with Customers;
IFRS - 16	Leases.

#### 2.02 Other Regulatory Compliances:

In addition to the aforesaid, the Company is also required to comply with the following in addition to the Companies Act, 1994 and other applicable laws and regulations:

Income Tax Ordinance, 1984;  
Income Tax Rules, 1984;  
Value Added Tax & Supplementary Duty Act, 2012;  
Value Added Tax & Supplementary Duty Rules, 2016;  
Bangladesh Labor Act, 2006 (Amended in 2013);  
Securities and Exchange Ordinance, 1969;  
Securities and Exchange Rules, 1987.



**2.03 Date of Authorization:**

The Board of Directors authorized the financial statements for issue on January 30, 2023.

**2.04 Reporting Period:**

The financial period of the Company covers from July 01, 2022 to December 31, 2022.

**2.05 Accrual Basis of Accounting:**

These financial statements have been prepared under the accrual basis of accounting.

**2.06 Basis of Measurement:**

All the elements of financial statements have been measured on "Historical Cost" basis which is as provided in "The Framework for the Preparation and Presentation of Financial Statements" issued by the International Financial Reporting Standards (IFRS).

**2.07 Responsibility for Preparation and Presentation of Financial Statements:**

The Board of Directors is responsible for the preparation of financial statements under section 183 of the Companies Act, 1994 and as per the provision of "The Framework for the Preparation and Presentation of Financial Statements" issued by the International financial Reporting Standards (IFRS).

**2.08 Use of Estimates and Judgment:**

The preparation of financial statements in conformity with IASs requires management to make judgments, estimates and assumptions that affect the application of accounting policies and the reported amounts of assets, liabilities, income and expenses. Actual results may differ from these estimates.

Estimates and underlying assumptions are reviewed on going concern basis. Revisions to accounting estimates are recognized in the period in which the estimates are revised if the revision affects only that period, or in the period of revision and future periods if the revision affects both current and future periods.

In particular, information about significant areas of estimation uncertainty and critical judgments in applying accounting policies that have the most significant effect on the amount recognized in the financial statements are described in the following notes:

Note 4.00: Property, Plant & Equipment (considering useful life of assets);

Note 6.00: Intangible Assets;

Note 12.00: Pre-Operating Expenses;

Note 13.00: Inventories;

Note 16.00: Accounts Receivable;

Note 28.00: Provision for Gratuity;

Note 31.00: Provision for Tax;

Note 32.00: Liabilities for Expense;

**2.09 Functional and Presentational Currency and Level of Precision:**

The financial statements are prepared in Bangladeshi Taka (Taka/Tk./BDT) which is the Company's both functional currency and presentation currency. All financial information presented in Taka and have been rounded off to the nearest Taka.

**3.00 Significant Accounting Policies:**

The accounting policies set out below have been applied consistently through out the period presented in these financial statements.

**3.01 Basis of Consolidation**

The company has complied with IFRS 10 & IAS 28 in times of preparing consolidated financial statement and accounted for investment in associates. Baraka Power Limited holding in shares 51 % as well as management control over any company as per IAS 28 Para 13 , the company treats as subsidiary company. Baraka Power Limited holding in shares more than 20% or equivalent to 50% along with significant influence, the companies are treated as associate companies and consolidation has been done under "Equity Method". Controls exist when Baraka Power Limited has the power to govern the financial and operating policies of an entity so as to obtain benefits from its activities. In assessing control, potential voting rights that presently exercisable are taken into account. The accounting policies of subsidiaries when changed necessary tie aligned with the policies adopted by Baraka Power Limited.

**Subsidiary:**

Name of Subsidiary	Date of Acquisition	Controlling interest			Non-controlling Interest	Business Nature
		Direct Control	Control through Subsidiary	Total Effective Control		
Baraka Fashions Limited	May 1, 2017	51.00%	0.00%	51.00%	49%	Ready Made Garments

**Associates:**

Name of Associates	Date of Investment	Percentage of Investment	Control through BPPL*	Total Effective Control	Business Nature
Baraka Patenga Power Limited (BPPL)	07 June 2011 (from incorporation), reduced by 21.75% after BPPL's IPO	29.25%	0.00%	29.25%	Power Generation
Baraka Shikalbaha Power Limited (BSPL)	12 March 2018 (from incorporation)	20.00%	14.92%	34.92%	Power Generation
Karnaphuli Power Limited (KPL)	26 October 2017 reduced by 11.09% after BPPL's IPO	25.00%	14.92%	39.92%	Power Generation

\* BPPL's investment both in BSPL & KPL is 51% each.

**3.02 Property, Plant and Equipment:****a. Recognition and Measurement:**

In compliance with IAS-16 : Property, Plant & Equipment, items of property, plant and equipment (PPE), excluding land, are initially measured at cost and disclosed as cost less accumulated depreciation and accumulated impairment losses, if any. Land is measured at cost. The cost of an item of PPE comprises its purchase price, import duties and non-refundable taxes, after deducting trade discount and rebates and adding any costs directly attributable to bringing the assets to the location and condition necessary for these to be capable of operating in the intended manner.

**b. Capitalization of Borrowing Cost:**

Finance costs that are directly attributable to the construction of plants are included in the cost of those plants in compliance with IAS-23: Borrowing Cost. Capitalization of borrowing costs cease from the date of the report submitted by commercial test witness committee which, in accordance with Power Purchase Agreement, confirms the availability of plants for use. from then, interest is expensed.

**c. Subsequent Costs:**

The cost of replacing part of an item of property, plant and equipment is recognized in the carrying amount of the item if it is probable that the future economic benefits embodied within the part will flow to the Company and its cost can be measured reliably. The cost of the day to day maintaining is recognized in the Statement of Profit or Loss and Other Comprehensive Income as incurred.

**d. Depreciation:**

No depreciation is charged on land and land development.

Depreciation is recognized in the Statement of Profit or Loss and Other Comprehensive Income on a straight line basis over the estimated useful lives of each item of property, plant & equipment.

Each item of PPE is depreciated when the asset is available for use. In case of disposals, no depreciation is charged in the month of disposal.

Depreciation of Power Plant has been charged considering 30 years of useful life and residual value as 10% of original cost, on straight line basis on the ground that management intends to continue with operation after completion of 15 years as stated in the Power Purchase Agreement (PPA).

The rate of depreciation on PPE of the Company and its subsidiary as on December 31, 2022:

Name of the Assets	Baraka Power Limited	Baraka Fashions Limited (Subsidiary)
Land & Land Development	0.00%	0.00%
Plant & Machineries	3.00%	5.00%
Office & Electrical Equipment	20.00%	20.00%
Furniture & Fixtures	10.00%	10.00%
Office Decoration	20.00%	-
Motor Vehicles	20.00%	-
Maintenance Equipment	20.00%	-
Building & Civil Construction	6.67%	5.00%

**e. Retirements and Disposals:**

An asset is derecognized on disposal or when no future economic benefits are expected from its use and subsequent disposal. Gains or losses arising from the retirement or disposal of an asset is determined as the difference between the net disposal proceeds and the carrying amount of the asset and is recognized as gain or loss from disposal of asset under other income in the Statement of Profit or Loss and Other Comprehensive Income.

**f. Impairment:**

If the recoverable amount of an asset is less than its carrying amount, the carrying amount of the asset should be reduced to its recoverable amount. That reduction is an impairment loss. An impairment loss is recognized as an expense in the Statement of Profit or Loss and Other Comprehensive Income.

In the current period of reporting, the assessment of indicators of impairment reveals that impairment testing is not required for the Company.

**Recognition and Measurement:**

Finance leases have been recognized as assets and liabilities in the statement of financial position at amounts equal at the inception of lease to the lower of fair value of leased property and present value of minimum lease payments. The interest implicit in the lease has been spread equally over the lease term.

**Depreciation:**

Finance leases give rise to depreciation expense for a depreciable asset as well as a finance expense for each accounting year. The depreciation policy for depreciable assets is consistent with that for depreciable assets which are owned.

**3.03 Intangible Assets:**

Intangible assets includes IT software which is used to maintain Company's accounts. It also includes Share Management Software and Website.

**a. Recognition and Measurement:**

Intangible assets are measured at cost less accumulated amortization and accumulated impairment loss, if any. It is recognized if it is probable that future economic benefits that are attributable to the asset will flow to the enterprise and cost of the assets can be measured reliably as required by IAS 38: Intangible assets. The cost of the Intangible assets comprises its purchase price and any costs directly attributable to the assets.

**b. Subsequent Costs:**

Subsequent expenditure is capitalized only when it increases the future economic benefits embodied in the specific asset to which it relates. All other expenditures are recognized in the Statement of Profit or Loss and Other Comprehensive Income when incurred.

**c. Amortization:**

Amortization is recognized in the Statement of Profit or Loss and Other Comprehensive Income on a straight line basis over the estimated useful lives of the assets, from the month that they are available for use.

The estimated lives of the IT software (Tally, ERP 9), Share Management Software & Website Development are recognized 5 (five) years from the month of its recognition as per management decision.

**3.04 Leases:**

The company has adopted IFRS 16 from 1 January 2019. The standard replaces IAS 17 'Leases' and for lessees eliminates the classifications of operating leases and finance leases. Except for short-term leases and leases of low-value assets, right-of-use assets and corresponding lease liabilities are recognized in the statement of financial position. Straight-line operating lease expense recognition is replaced with a depreciation charge for the right-of-use assets (included in operating costs) and an interest expense on the recognized lease liabilities (included in finance costs). In the earlier periods of the lease, the expenses associated with the lease under IFRS 16 will be higher when compared to lease expenses under IAS 17. However, EBITDA (Earnings Before Interest, Tax, Depreciation and Amortization) results improve as the operating expense is now replaced by interest expense and depreciation in profit or loss. For classification within the statement of cash flows, the interest portion is disclosed in operating activities and the principal portion of the lease payments are separately disclosed in financing activities. For lessor accounting, the standard does not substantially change how a lessor accounts for leases.

**Leases Previously Classified as Finance Lease:**

For leases that were classified as finance lease under IAS 17, the carrying amount of the right of use asset and the lease liability at January 01, 2019 are determined at the carrying amount of the lease asset and lease liability under IAS 17 immediately before the date.

**3.05 Financial Instruments:**

A financial instrument is a contract that gives rise to a financial asset of one entity and a financial liability or equity instrument of another entity. Financial assets and financial liabilities are recognized when the company becomes a party to the contractual provisions of the instruments.

Financial assets and financial liabilities are initially measured at fair value. Transaction costs that are directly attributable to the acquisition or issue of financial assets and financial liabilities (other than financial assets and financial liabilities at fair value through profit or loss) are added to or deducted from the fair value of the financial assets or financial liabilities, as appropriate, on initial recognition. Transaction costs directly attributable to the acquisition of financial assets or financial liabilities at fair value through profit or loss are recognized immediately in Statement of Profit or Loss and Other Comprehensive Income.

**3.06 Advances, Deposits & Pre-payments:**

Advances are initially measured at cost. After initial recognition advances are carried at cost less deductions, adjustments or charges to other account heads such as PPE or inventory etc.

**3.07 Cash and Cash Equivalents:**

For the purpose of Statement of Financial Position and Statement of Cash Flows, Cash in hand and Bank balances represent cash and cash equivalents considering the IAS-1 "Presentation of Financial Statements" and IAS-7 "Statement of Cash Flows", which provide that Cash and Cash equivalents are readily convertible to known amounts of Cash and are subject to an insignificant risk of changes in value and are not restricted as to use.

**3.08 Statement of Cash Flows:**

Statement of Cash Flows is prepared principally in accordance with IAS-7 "Statement of Cash Flows" and the cash flow from the operating activities have been presented under direct method as prescribed by the Securities and Exchange Rules, 1987 and considering the provision of paragraph 19 of IAS-7 which provides that "Enterprises are Encouraged to Report Cash Flow from Operating Activities Using the Direct Method".

**3.09 Accounts Receivables:**

Accounts receivables consists of unpaid bills receivables from Bangladesh Power Development Board (BPDB) and unbilled revenue recognized at the Statement of Financial Position date.

**3.10 Inventories:**

Inventories consisting of lube oil, alternator grease, Coolnet water, spare parts etc. These are for use in the operation and maintenance of power plant. Cost of inventories include expenditure incurred in acquiring the inventories and other costs incurred in bringing them to use. Inventories are valued at cost or net realized value whichever is lower.

**3.11 Provisions:**

A provision is recognized on the Statement of Financial Position date if, as a result of past events, the Company has a present legal or constructive obligation that can be estimated reliably, and it is probable that an outflow of economic benefits will be required to settle the obligation.

**3.12 Employee Benefits:**

The group maintains both defined benefit plan and defined contribution plan for its eligible permanent employees. The eligibility is determined according to the terms and conditions set forth in the respective deeds.

**a. Defined Benefit Plan (Gratuity Fund):**

The Company, for its present eligible permanent employees, operates a gratuity scheme. Applied for recognition to the National Board of Revenue (NBR) for this gratuity scheme. The entitlement is equal to one month last basic salary per employee per year. Although no actuarial valuation was done to quantify actuarial liabilities as per IAS 19: Employment Benefits, such valuation is not likely to yield a result significantly different from the current provision.

**b. Defined Contribution Plan (Provident Fund):**

The group contributes to a registered provident fund scheme (defined contribution plan) for employees of the group eligible to be members of the fund in accordance with the rules of the provident fund constituted under an irrevocable trust. All permanent employees contribute 7.5% of their basic salary to the provident fund and the group also makes equal contribution. The fund is recognized by the National Board of Revenue.

**c. Workers' Profit Participation Fund:**

Exemption of implementing provision for WPPF as per Labor Act, 2006 (Amendment 2013) for power producer in Private sector is under consideration of Ministry of Labor and Employment consequence of the request made by the Ministry of Power, Energy and Mineral Resources (MPEMR) vide their letter # 27.00.0000.071.31.002.2013.278 dated 31 May 2017 with a ground of highly capital-intensive power industry. Initially on 13 March 2017, Bangladesh Independent Power Producers Association (BIPPA) requested to MPEMR vide letter # BIPPA/SGO/MoPE&MR/2017/049 regarding the issue.

In view of that the Management of the Company has decided not to recognize provisions for WPPF until the decision of Ministry of Labor and employment is made out

**d. Employees' Life Insurance:**

The company has introduced employees' life insurance policy for its permanent employees with insurance coverage effect from July 01, 2015. The amount of premium is calculated based on employees latest basic salary. Premium is charged as expenses in Statement of Profit or Loss and Other Comprehensive Income.

**e. Employees' Car Loan:**

The Company provides car facility in the form of car loan to its senior management, which the concern employee will pay back in monthly installment.

**f. Leave Encashment:**

The Company has leave encashment policy for its permanent employee who served at least one year and can avail at the time of leaving the Company.

### 3.13 Income Tax:

Income tax expenses comprise current tax and deferred tax. Income tax expense is recognized in the Statement of Profit or Loss and Other Comprehensive Income except to the extent that it relates to items recognized directly in equity, in which case it is recognized in equity.

#### a. Current Tax:

Current tax is the expected tax payable on the taxable income for the year, using tax rates applicable in Bangladesh. As per section 52N of Income Tax Ordinance, 1984, tax at sources shall be deducted from revenue income of the company which will be treated as final discharge of tax liability. Also current tax is payable in the year for interest on financial & other income.

#### b. Deferred Tax:

In compliance with IAS-12: Income tax, there is no temporary differences between the carrying amount of assets and liabilities for financial reporting purpose and amounts used for taxation purpose though the Company submitted the tax return under section 82C of Income Tax Ordinance, 1984.

### 3.14 Revenue Recognition:

Revenue is initially recognized in the Statement of Profit or Loss and Other Comprehensive Income upon supply of electricity based on net energy output on a monthly basis. Net energy output is determined by the Joint meter reading and verification committee consisting of Baraka Power Limited personnel's and BPDB representatives. After initial recognition, adjustment is made on actual bill paid by the BPDB.

### 3.15 Financial Income and Expenses:

Financial income comprise interest income received from bank on FDR and STD A/C.

Financial expenses comprise interest expense on term loan. All borrowing costs are recognized in the Statement of Profit or Loss and Other Comprehensive Income using effective interest method except to the extent that they are capitalized during construction period of the plants in compliance with IAS-23: Borrowing Cost.

### 3.16 Earnings per Share:

The Company presents basic and diluted (when applicable) earnings per share (EPS) data for its ordinary shares.

#### a. Basic Earnings per Share:

Basic earnings per share is calculated by dividing the profit and loss attributable to the ordinary shareholders of the Company by the weighted average number ordinary share outstanding during the period.

#### b. Weighted Average Number of Ordinary Shares Outstanding during the year:

This represents the number of ordinary shares outstanding at the beginning of the year plus the number of ordinary shares issued during the year multiplied by a time weighting factor. The time weighting factor is the number of days the specific shares are outstanding as a proportion of the number of days in the year.

#### c. Diluted Earnings per Share:

As there were no potential ordinary shares issued by the company, so no dilution is taken into effect.

### 3.17 Foreign Currency Translation:

Foreign currency transactions are translated into Bangladeshi taka at the rates ruling on the transaction date. All monetary assets and liabilities at the balance sheet date are translated using rates prevailing on that day. Gain/Loss arising from translation of foreign currency is recognized as Income/Expenses in the Statement of Profit or Loss and Other Comprehensive Income.

### 3.18 Contingencies:

Contingencies arising from claim, litigation assessment, fines, penalties etc. are recorded when it is probable that a liability has been incurred and the amount can reasonably be measured.

### 3.19 Impairment:

At each reporting date indications of impairment are reviewed. We assessed Financial & Non-financial assets whether there is objective evidence that these are impaired. As on **December 31, 2022** the assessment of indicators of impairment reveals that impairment testing is not required for the Company.

### 3.20 Related Party Disclosures:

As per International Accounting Standard (IAS -24) the parties are considered to be related if one of the party has the ability to control the other party or exercise significant influence over the other party in making financial and operating decisions. The company carried out transactions in the ordinary course of business on an arm's length basis.

### 3.21 Segment Reporting:

No segmental reporting is applicable for the company as required by IAS-14: "Segment Reporting" as the company operates in a single industry segment and within a single geographical territory.

### 3.22 Off Setting:

In compliance to IAS-1 and IAS-32, offsetting is done for a particular vendor or customer when the following conditions are met:

- \* Each of the two parties owes the other determinable amounts;
- \* The entity has the right to set off against the amount owed by other party;
- \* The entity intends to offset;
- \* The right of setoff is legally enforceable.

### **3.23 Components of the Financial Statements:**

According to the Bangladesh Accounting Standards (IAS)-1 "Presentation of Financial Statements" the complete set of Financial Statements includes the following components

- \* Statement of Financial Position as on December 31, 2022;
- \* Statement of Profit or Loss and Other Comprehensive Income for the period ended December 31, 2022;
- \* Statement of Changes in Equity for the period ended December 31, 2022;
- \* Statement of Cash Flows for the period ended December 31, 2022; and
- \* Accounting Policies and Explanatory Notes.

### **3.24 Events after Reporting Period:**

Events after reporting period that provide additional information about the Company's position at the Statement of Financial Position date are reflected in the financial statements. Events after reporting period that are not adjusting event are disclosed as off Statement of Financial Position items.

### **3.25 Going concern:**

The company has adequate resources to continue the operation for foreseeable future and hence, the financial statements have been prepared on going concern basis. Assessed by the management, there are no material uncertainties relating to events or conditions which may cause significant doubt upon the company's ability to continue as a going concern.

### **3.26 Basis of Preparation of the interim Financial Statements:**

These interim financial statements should be read in conjunction with the Financial Statements for the year ended 30 June, 2022 (hereafter referred to as the "Annual Financial Statements"), as they provide an update to previously reported information.

The accounting policies used are consistent with those used in the Annual Financial Statements. The financial statements have been prepared in accordance with the International Financial Reporting Standards (IFRSs). The presentation of the Interim Financial Statements is consistent with the Annual Financial Statements. Where necessary, the comparatives have been reclassified or extended to take into account any presentational changes made in the Annual Financial Statements. The preparation of the Interim Financial Statements requires management to make estimates and assumptions that affect the reported amounts of revenues, expenses, assets and liabilities at the date of the Interim Financial Statements. If in the future such estimates and assumptions, which are based on management's best judgment at the date of the Interim Financial Statements, deviate from the actual, the original estimates and assumptions will be modified as appropriate in the period in which the circumstances change.

<u>Notes</u> <u>Particulars</u>	<u>As on</u> <u>December 31, 2022</u> <u>Amount (Tk.)</u>	<u>As on</u> <u>June 30, 2022</u> <u>Amount (Tk.)</u>
<b>4.00 Property, Plant &amp; Equipment: Tk. 1,978,231,393</b>		
<b><u>Cost</u></b>		
Opening Balance	2,966,440,757	2,823,288,148
Add: Addition during the period	8,766,584	143,152,609
	<u>2,975,207,341</u>	<u>2,966,440,757</u>
Less: Adjustment during the period	-	-
<b>Closing Balance of Cost</b>	<b><u>2,975,207,341</u></b>	<b><u>2,966,440,757</u></b>
<b><u>Accumulated Depreciation</u></b>		
Opening Balance	939,699,132	839,516,669
Add: Charged during the period	57,276,816	100,182,463
	<u>996,975,948</u>	<u>939,699,132</u>
Less: Adjustment during the period	-	-
<b>Closing Balance of Depreciation</b>	<b><u>996,975,948</u></b>	<b><u>939,699,132</u></b>
<b>Written Down Value</b>	<b><u>1,978,231,393</u></b>	<b><u>2,026,741,625</u></b>
<i>Details of Property, Plant &amp; Equipment are stated in "Schedule-B".</i>		
<i>Hypothecation of all fixed assets are on first ranking creating present and future charges with the RJSC against the Term Loan that sanctioned by Trust Bank Limited.</i>		
<b>04.A Consolidated Property, Plant &amp; Equipment: Tk. 2,183,637,602</b>		
Baraka Power Limited	1,978,231,393	2,026,741,625
Baraka Fashions Limited	205,406,209	209,478,690
	<u>2,183,637,602</u>	<u>2,236,220,315</u>
Less: intra-group Adjustment	-	-
<b>Total</b>	<b><u>2,183,637,602</u></b>	<b><u>2,236,220,315</u></b>
<i>Details of Consolidated Property, Plant &amp; Equipment are stated in Schedule-A.</i>		
<b>5.00 Right-of-Use Assets: Tk. 1,464,085</b>		
<b><u>Cost</u></b>		
Opening Balance	5,899,325	2,971,156
Add: Addition during the period	-	2,928,169
	<u>5,899,325</u>	<u>5,899,325</u>
Less: Adjustment	-	-
<b>Closing Balance of Cost</b>	<b><u>5,899,325</u></b>	<b><u>5,899,325</u></b>
<b><u>Accumulated Depreciation</u></b>		
Opening Balance	3,947,212	2,575,001
Add: Charged during the period	488,028	1,372,211
	<u>4,435,240</u>	<u>3,947,212</u>
Less: Adjustment during the period	-	-
<b>Closing Balance of Depreciation</b>	<b><u>4,435,240</u></b>	<b><u>3,947,212</u></b>
<b>Written Down Value</b>	<b><u>1,464,085</u></b>	<b><u>1,952,113</u></b>
<i>5.01 Details of Right of Use Assets is stated in "Schedule-BBB".</i>		
<b>05.A Consolidated Right-of-Use Assets: Tk. 2,149,294</b>		
Baraka Power Limited	1,464,085	1,952,113
Baraka Fashions Limited	685,209	913,613
	<u>2,149,294</u>	<u>2,865,726</u>
Less: intra-group Adjustment	-	-
<b>Total</b>	<b><u>2,149,294</u></b>	<b><u>2,865,726</u></b>
<i>Details of Right-of-Use Assets is stated in Schedule-AAA.</i>		
<b>6.00 Intangible Assets: Tk. 99,377</b>		
<b><u>Cost</u></b>		
Opening Balance	791,325	791,325
Addition during the period	-	-
Adjustment during the period	-	-
<b>Closing Balance of Cost</b>	<b><u>791,325</u></b>	<b><u>791,325</u></b>
<b><u>Accumulated Amortization</u></b>		
Opening Balance	646,815	600,050
Charged during the period	45,133	46,765
Adjustment during the period	-	-
<b>Closing Balance of Amortization</b>	<b><u>691,948</u></b>	<b><u>646,815</u></b>
<b>Written Down Value</b>	<b><u>99,377</u></b>	<b><u>144,510</u></b>
<i>Details of Intangible Assets are stated are Schedule-BB</i>		

<u>Notes</u>	<u>Particulars</u>	<u>As on</u>	<u>As on</u>
		<u>December 31, 2022</u>	<u>June 30, 2022</u>
		<u>Amount (Tk.)</u>	<u>Amount (Tk.)</u>
<b>06.A</b>	<b>Consolidated Intangible Assets: Tk. 104,544</b>		
	Baraka Power Limited	99,377	144,510
	Baraka Fashions Limited	5,167	18,167
	<b>Total</b>	<b>104,544</b>	<b>162,677</b>
	<i>Details of Consolidated Intangible Assets are stated in Schedule-AA.</i>		
<b>7.00</b>	<b>Capital Work-in-Progress: Tk. 193,593,807</b>		
	Building & Civil Construction	8,806,777	8,806,777
	Schedule Parts (60K)	184,787,030	162,578,306
	<b>Total</b>	<b>193,593,807</b>	<b>171,385,083</b>
<b>07.A</b>	<b>Consolidated Capital Work-in-Progress: Tk. 201,253,634</b>		
	Baraka Power Limited	193,593,807	171,385,083
	Baraka Fashions Limited	7,659,827	5,817,540
		201,253,634	177,202,623
	Less: intra-group Adjustment	-	-
	<b>Total</b>	<b>201,253,634</b>	<b>177,202,623</b>
<b>8.00</b>	<b>Consolidated Goodwill on Acquisition: Tk. 28,379,313</b>		
	Baraka Patenga Power Limited	-	-
	Goodwill Acquisition of Subsidiary (Baraka Fashions Ltd.)	28,379,313	28,379,313
	<b>Total</b>	<b>28,379,313</b>	<b>28,379,313</b>
<b>9.00</b>	<b>Investment in Subsidiary: Tk. 153,000,000</b>		
	Investment as Share Capital in Baraka Fashions Ltd. (51%)	153,000,000	153,000,000
	<b>Total</b>	<b>153,000,000</b>	<b>153,000,000</b>
	<i>Baraka Fashions Limited has raised its paid up capital from Tk 3 lac to 30 Crore during the financial year 2021-2022. In this connection, Baraka Power Limited has invested additional Tk 152,847,000 as proportionate portion of its 51% equity in Baraka Fashions Ltd.</i>		
<b>09.A</b>	<b>Consolidated Investment in Subsidiary: Tk. 0</b>		
	Baraka Power Limited	153,000,000	153,000,000
	Baraka Fashions Limited	-	-
		153,000,000	153,000,000
	Less: intra-group Adjustment	153,000,000	153,000,000
	<b>Total</b>	<b>-</b>	<b>-</b>
<b>10.00</b>	<b>Investment in Associates: Tk. 1,165,950,000</b>		
	Baraka Shikalbaha Power Limited	304,000,000	304,000,000
	Baraka Patenga Power Limited	481,950,000	481,950,000
	Karnaphuli Power Limited	380,000,000	380,000,000
	<b>Total</b>	<b>1,165,950,000</b>	<b>1,165,950,000</b>

Baraka Power Limited acquired 20% equity holding of Baraka Shikalbaha Power Limited (BSPL) with effect from March 12, 2018 and subsequently investment has increased by Tk. 28.50 crore during the year as proportionate part of BSPL's increased paid-up capital of Tk. 142.50 crore.

BPL holding in BPPL is decreased to 29.25% from its earlier holding of 51% after execution of allotment of shares for 73,770,488 nos. of ordinary shares to public through Initial Public Offering (IPO) by BPPL. Accordingly, financial presentation has changed from subsidiary to associate.

BPL holding is decreased to 39.92% (14.92% through cross holding in addition to direct holding of 25%) from its earlier holding of 51.01% in KPL after execution of allotment of shares for 73,770,488 nos. of ordinary shares to public through Initial Public Offering (IPO) by BPPL. Accordingly, financial presentation has changed from subsidiary to associate.



<u>Notes</u> <u>Particulars</u>	<u>As on</u> <u>December 31, 2022</u> <u>Amount (Tk.)</u>	<u>As on</u> <u>June 30, 2022</u> <u>Amount (Tk.)</u>
<b>10.A Consolidated Investment in Associates: Tk. 2,288,484,009</b>		
Opening Balance	2,447,135,397	262,210,908
Share of Profit/(Loss) during the period from Associates (Note: 10.A.01)	(158,651,388)	167,289,671
Investment in Baraka Patenga Power Limited (Note: 10.A.02)	-	1,279,122,871
Investment in Karnaphuli Power Limited (Note: 10.A.03)	-	636,467,884
Investment in Baraka Shikalbaha Power Limited	-	285,000,000
	<b>2,288,484,009</b>	<b>2,630,091,334</b>
Less: intra-group Adjustment (Dividend Received/ Receivable from Associates Companies)	153,964,750	182,955,937
<b>Closing Balance</b>	<b>2,134,519,259</b>	<b>2,447,135,397</b>
<b>10.A.01 Share of Profit/(Loss) during the Period from Associates: Tk. -158,651,388</b>		
Baraka Patenga Power Limited (29.25%)	(25,228,116)	15,084,398
Baraka Shikalbaha Power Limited (34.92%)	(106,629,768)	46,365,586
Karnaphuli Power Limited (39.92%)	(26,793,504)	57,579,818
	<b>(158,651,388)</b>	<b>119,029,802</b>
Prior year's adjustment (BSPL cross holding profit/(loss))	-	-
<b>Closing balance</b>	<b>(158,651,388)</b>	<b>119,029,802</b>
<b>10.A.02 Investment in Baraka Patenga Power Limited: Tk. 0</b>		
Share Capital after IPO	-	1,729,954,880
Share Premium	-	1,462,197,335
Retained Earnings as on 01 July 2021	-	1,180,608,945
<b>Net assets after IPO</b>	-	<b>4,372,761,160</b>
Shareholding Position after IPO		29.25%
	-	<b>1,279,122,871</b>
<b>10.A.03 Investment in Karnaphuli Power Limited: Tk. 0</b>		
Share Capital	-	1,520,000,000
Retained Earnings as on 01 July 2021	-	642,454,618
<b>Net assets</b>	-	<b>2,162,454,618</b>
Direct investment on Net Assets of BPL to KPL (@ 25%)	-	540,613,655
Indirect investment on Retained Earnings of BPL to KPL (@ 14.92%)	-	95,854,229
	-	<b>636,467,884</b>
<b>11.00 Investment in Preference Share: Tk. 46,750,000</b>		
Royal Educare Limited	46,750,000	49,500,000
<b>Total</b>	<b>46,750,000</b>	<b>49,500,000</b>
In 2020-2021, Baraka Power Limited subscribed Tk 5,500,000 for redeemable preference shares of Tk. 10 each of Royal Educare Limited for a term of 10 years for dividend rate of 9% p.a.		
<b>11.A Consolidated investment in Preference Share: Tk. 46,750,000</b>		
Baraka Power Limited	46,750,000	49,500,000
Baraka Fashions Limited	-	-
<b>Total</b>	<b>46,750,000</b>	<b>49,500,000</b>
<b>12.00 Pre-operating Expenses: Tk. 5,354,362</b>		
<u>Original Cost</u>		
Beginning Balance	43,808,428	43,808,428
Add: Addition during the period	-	-
<b>Ending Balance (A)</b>	<b>43,808,428</b>	<b>43,808,428</b>
<u>Accumulated Amortization</u>		
Beginning Balance	36,993,785	34,073,223
Add: Charged during the period	1,460,281	2,920,562
<b>Ending Balance (B)</b>	<b>38,454,066</b>	<b>36,993,785</b>
<b>Total (A-B)</b>	<b>5,354,362</b>	<b>6,814,643</b>
Amortization expenses charged to the pre-operating expenses throughout 15 years of contractual life of the project on a straight line basis as per management decision in compliance with Para-M & N, Part -1, Schedule-XI of Companies Act, 1994.		
<b>12.A Consolidated Pre-operating Expenses: Tk. 5,354,362</b>		
Baraka Power Limited	5,354,362	6,814,643
Baraka Fashions Limited	-	-
<b>Total</b>	<b>5,354,362</b>	<b>6,814,643</b>

<u>Notes</u> <u>Particulars</u>	<u>As on</u> <u>December 31, 2022</u> <u>Amount (Tk.)</u>	<u>As on</u> <u>June 30, 2022</u> <u>Amount (Tk.)</u>			
<b>13.00 Inventories: Tk. 376,224,035</b>					
Opening Balance	380,259,148	383,820,469			
Add: Purchase during the period	18,258,974	114,895,650			
	<b>398,518,122</b>	<b>498,716,119</b>			
Less: Consumption during the period	22,294,087	118,456,971			
<b>Closing Balance</b>	<b>376,224,035</b>	<b>380,259,148</b>			
<b>13.A Consolidated Inventories: Tk. 498,506,575</b>					
Baraka Power Limited	376,224,035	380,259,148			
Baraka Fashions Limited	122,282,540	117,458,529			
	<b>498,506,575</b>	<b>497,717,677</b>			
Prior-year's adjustment	-	-			
<b>Closing Balance</b>	<b>498,506,575</b>	<b>497,717,677</b>			
<b>14.00 Investment in Marketable Securities: Tk. 3,775,827</b>					
<b>Cost</b>					
Opening Balance	1,320,100	-			
Addition during the period (Sheltech Brokerage Ltd)	-	353,100			
Investment in IPO	-	-			
Addition during the period (Baraka Securities Ltd)	2,500,000	2,500,000			
Withdrawal during the period	-	-			
Purchase/(Sale) of Marketable Securities during the period	1,124,051	(1,148,934)			
<b>Closing Balance (A)</b>	<b>4,944,151</b>	<b>1,704,166</b>			
<b>Gain/(loss)</b>					
Realized Gain/(loss)	54,507	30,861			
Realized BO Charges	(932)	(354,100)			
Change in Fair Value of Marketable Securities	(1,221,899)	(60,827)			
<b>Closing Balance (B)</b>	<b>(1,168,324)</b>	<b>(384,066)</b>			
<b>Fair Value of Marketable Securities (A-B)</b>	<b>3,775,827</b>	<b>1,320,100</b>			
Details of Current Investment:					
<b>Investment Sector</b>	<b>No. of Shares</b>	<b>Market Price</b>	<b>Cost Price</b>	<b>Market value as on 31-12-2022</b>	<b>Change in Fair Value as on 31-12-2022</b>
Textile	12,908	132.10	1,777,708	1,705,147	(72,561)
Textile	15,000	26.50	462,092	397,500	(64,592)
Bank	2,000	9.00	20,000	18,000	(2,000)
Insurance	42	28.10	420	1,180	760
Pharmaceuticals & Chemical	20,000	82.70	2,798,333	1,654,000	(1,144,333)
<b>Total</b>			<b>5,058,553</b>	<b>3,775,827</b>	<b>(1,282,726)</b>
<b>14.A Consolidated Investment in Marketable Securities: Tk. 3,827,357</b>					
Baraka Power Limited				3,775,827	1,320,100
Baraka Fashions Limited				51,530	-
<b>Total</b>				<b>3,827,357</b>	<b>1,320,100</b>
<b>15.00 Advances, Deposits &amp; Pre-payments: Tk. 226,704,203</b>					
<b>Advances:</b>					
Advance Income Tax				118,039,520	165,455,935
Advance against Inventory & PPE ( Note: 15.01)				19,242,066	25,886,032
Advance to Lawyer				97,587	32,587
Employee's Car Loan (accounted for as per IFRS-9)				1,623,537	1,772,170
Advance to Employee				983,000	990,000
<b>Sub Total</b>				<b>139,985,710</b>	<b>194,136,724</b>
<b>Deposits:</b>					
Deposits for Investment in BSPL				-	-
Deposits for Investment in KPL				-	-
Deposit for Bank Guarantee (in Cash)				81,156,466	81,156,466
<b>Sub Total</b>				<b>81,156,466</b>	<b>81,156,466</b>
<b>Prepayments:</b>					
Prepayment for Office Rent				641,512	641,512
Prepayment against Insurance Premium				4,920,515	1,913,286
<b>Sub Total</b>				<b>5,562,027</b>	<b>2,554,798</b>
<b>Grand Total</b>				<b>226,704,203</b>	<b>277,847,988</b>

<u>Notes</u> <u>Particulars</u>	<u>As on</u> <u>December 31, 2022</u> <u>Amount (Tk.)</u>	<u>As on</u> <u>June 30, 2022</u> <u>Amount (Tk.)</u>
<b>15.01 Advance against Inventory &amp; PPE :Tk. 19,242,066</b>		
Inventory Software	-	-
Commercial Space	-	-
Advance against Vehicle	-	7,900,000
Land and Land Developments	-	-
Spare Parts & Lubricants	19,242,066	17,986,032
<b>Total</b>	<b>19,242,066</b>	<b>25,886,032</b>
<b>15.A Consolidated Advances, Deposits &amp; Pre-payments:Tk. 239,595,462</b>		
Baraka Power Limited	226,704,203	277,847,988
Baraka Fashions Limited	12,891,259	15,543,376
	239,595,462	293,391,364
Less: intra-group Adjustment	-	-
	<b>239,595,462</b>	<b>293,391,364</b>
Prior-year's adjustment	-	-
<b>Closing Balance</b>	<b>239,595,462</b>	<b>293,391,364</b>
<b>16.00 Accounts Receivables: Tk. 393,521,006</b>		
Bangladesh Power Development Board (BPDB)	393,521,006	449,798,078
<b>Total</b>	<b>393,521,006</b>	<b>449,798,078</b>
<b>Aging Schedule of Accounts Receivables:</b>		
<u>Duration</u>		
Invoiced 0-30 days	84,568,473	90,814,789
Invoiced 31-60 days	84,195,654	88,691,677
Invoiced 61-90 days	39,341,506	45,626,078
Invoiced 91-180 days	185,415,373	224,665,534
Invoiced 181-365 days	-	-
Invoiced over 365 days	-	-
<b>Total</b>	<b>393,521,006</b>	<b>449,798,078</b>
<b>Discloser as per Para F of Schedule XI, Para-1 of the Companies Act, 1994:</b>		
Debts exceeding 06 months	-	-
Other debts less provision	393,521,006	449,798,078
	<b>393,521,006</b>	<b>449,798,078</b>
Debts considered good and secured	393,521,006	449,798,078
Debts considered good without debtors personal security	-	-
Debts considered doubtful or bad	-	-
Debts due from companies same management	-	-
Maximum debt due by director or officers at any time	-	-
<b>Total</b>	<b>393,521,006</b>	<b>449,798,078</b>
<b>16.A Consolidated Accounts Receivables: Tk. 535,610,862</b>		
Baraka Power Limited	393,521,006	449,798,078
Baraka Fashions Limited	142,089,856	78,673,668
<b>Total</b>	<b>535,610,862</b>	<b>528,471,746</b>
<b>17.00 Other Receivable: Tk. 111,406,750</b>		
Dividend Income Receivable from KPL	60,800,000	-
Dividend Income Receivable from BPPL	50,604,750	-
Mr. Galib	2,000	-
<b>Total Receivable</b>	<b>111,406,750</b>	<b>-</b>
<b>17.A Consolidated Other Receivable: Tk. 111,406,750</b>		
Baraka Power Limited	111,406,750	-
Baraka Fashions Limited	-	-
	111,406,750	-
Less: intra-group Adjustment	-	-
<b>Total</b>	<b>111,406,750</b>	<b>-</b>

<u>Notes</u> <u>Particulars</u>	<u>As on</u> <u>December 31, 2022</u> <u>Amount (Tk.)</u>	<u>As on</u> <u>June 30, 2022</u> <u>Amount (Tk.)</u>
<b>18.00 Current Account with Related Parties: Tk. 999,082,085</b>		
Karnaphuli Power Limited	-	129,803,785
Baraka Shikalbaha Power Limited	-	49,804,910
Baraka Patenga Power Ltd	295,497,217	-
Baraka Fashions Limited	480,214,655	453,891,126
Baraka Apparels Limited	223,370,213	403,608,708
Queens Healthcare Ltd	-	3,923,837
<b>Total Receivable</b>	<b>999,082,085</b>	<b>1,041,032,366</b>
<b>18.A Consolidated Current Account with Related Parties: Tk. 518,867,430</b>		
Baraka Power Limited	999,082,085	1,041,032,366
Baraka Fashions Limited	-	-
	999,082,085	1,041,032,366
Less: intra-group Adjustment	480,214,655	453,891,126
<b>Total</b>	<b>518,867,430</b>	<b>587,141,240</b>
<b>19.00 Short Term Investment: Tk. 35,000,000</b>		
<b>Fixed Deposit Receipt:</b>		
IPDC Finance Ltd.	35,000,000	35,000,000
<b>Total</b>	<b>35,000,000</b>	<b>35,000,000</b>
<b>19.A Consolidated Short Term Investment: Tk. 59,378,192</b>		
Baraka Power Limited	35,000,000	35,000,000
Baraka Fashions Limited	24,378,192	24,378,192
	59,378,192	59,378,192
Less: intra-group Adjustment	-	-
<b>Total</b>	<b>59,378,192</b>	<b>59,378,192</b>
<b>20.00 Cash &amp; Cash Equivalents: Tk.50,030,573</b>		
Cash in Hand	2,083,425	1,344,578
<b>Sub Total</b>	<b>2,083,425</b>	<b>1,344,578</b>
<b>Cash at Bank</b>		
Trust Bank Ltd., SND A/C, Sylhet Cor. Br.	34,553	46,501
Trust Bank Ltd., Current A/C, Sylhet Cor. Br.	-	-
BRAC Bank Ltd., Gulshan Br.	206,516	206,861
Bank Asia Ltd, Corporate Br. Dhaka	218,892	294,864
City Bank Ltd, Gulshan Avenue Br.	106,789	174,635
United Commercial Bank Limited, Principal Br.	49,955	49,955
Modhumoti Bank Ltd	2,098	2,443
Eastern Bank Limited, Shantinagar Br.	102,560	103,055
<b>Sub Total</b>	<b>721,363</b>	<b>878,314</b>
Cash available on BO A/C at period end-(Sheltech Brokerage Ltd)	(433)	29
Cash available on BO A/C at period end (Baraka Securities Ltd)	25,845	1,149,434
<b>Sub Total</b>	<b>25,412</b>	<b>1,149,463</b>
<b>Cash at Bank for Unclaimed Dividend and IPO Subscription</b>		
BRAC Bank Limited, Gulshan Avenue Br.	-	-
United Commercial Bank Limited, Principal Br.	-	-
Trust Bank Limited, Sylhet Corporate Br.	1,206	1,773.00
Trust Bank Limited, Sylhet Corporate Br.	3,113,760	3,099,705.00
United Commercial Bank Limited, Bijoy nagar Br.	4,370,304	4,353,704.00
United Commercial Bank Ltd, Bijoy nagar Br. (Dividend A/C 2020-2021)	5,666,035	5,676,013
United Commercial Bank Ltd, Bijoy nagar Br. (Dividend A/C 2021-2022)	34,049,068	-
<b>Sub Total</b>	<b>47,200,373</b>	<b>13,131,195</b>
<b>Grand Total</b>	<b>50,030,573</b>	<b>16,503,550</b>
<i>The bank balances have been confirmed and reconciled with respective bank statements.</i>		
<i>Cash in hand has been verified at the close of the year.</i>		
<b>20.A Consolidated Cash &amp; Cash Equivalents: Tk.141,269,139</b>		
Baraka Power Limited	50,030,573	16,503,550
Baraka Fashions Limited	91,238,566	86,673,105
<b>Total</b>	<b>141,269,139</b>	<b>103,176,655</b>

Notes	Particulars	As on																																																																																																																			
		December 31, 2022	June 30, 2022																																																																																																																		
		Amount (Tk.)	Amount (Tk.)																																																																																																																		
<b>21.00</b>	<b>Share Capital: Tk. 2,354,656,610</b>																																																																																																																				
	<b>Authorized:</b>																																																																																																																				
	300,000,000 Ordinary Shares of Tk. 10 each and 100,000,000 Preference Shares of Tk. 10 each	<b>4,000,000,000</b>	<b>4,000,000,000</b>																																																																																																																		
	<b>Issued, Subscribed and Paid-up:</b>																																																																																																																				
	235,465,661 Ordinary Shares of Tk. 10 each	<b>2,354,656,610</b>	<b>2,354,656,610</b>																																																																																																																		
<b>21.A</b>	<b>Consolidated Share Capital: Tk. 2,354,656,610</b>																																																																																																																				
	<b>Authorized:</b>																																																																																																																				
	300,000,000 Ordinary Shares of Tk. 10 each and 100,000,000 Preference Shares of Tk. 10 each	<b>4,000,000,000</b>	<b>4,000,000,000</b>																																																																																																																		
	<b>Issued, Subscribed and Paid-up:</b>																																																																																																																				
	235,465,661 Ordinary Shares of Tk. 10 each	<b>2,354,656,610</b>	<b>2,354,656,610</b>																																																																																																																		
	<b>Shareholding Position is as follows:</b>																																																																																																																				
		<table border="1"> <thead> <tr> <th rowspan="2">Sl. No.</th> <th rowspan="2">Name of Shareholders</th> <th colspan="2">Percentage of Shareholdings</th> <th colspan="2">Amount in Taka</th> </tr> <tr> <th>31-12-2022</th> <th>30-06-2022</th> <th>31-12-2022</th> <th>30-06-2022</th> </tr> </thead> <tbody> <tr> <td>01</td> <td>FAISAL AHMED CHOWDHURY</td> <td>2.08%</td> <td>2.08%</td> <td>48,941,220</td> <td>48,941,220</td> </tr> <tr> <td>02</td> <td>MD. AHSANUL KABIR</td> <td>2.00%</td> <td>2.00%</td> <td>47,129,480</td> <td>47,129,480</td> </tr> <tr> <td>03</td> <td>NANU KAZI MOHAMMED MIAH</td> <td>2.00%</td> <td>2.00%</td> <td>47,101,660</td> <td>47,101,660</td> </tr> <tr> <td>04</td> <td>ROBIN CHOUDHURY</td> <td>7.35%</td> <td>7.35%</td> <td>173,155,630</td> <td>173,155,630</td> </tr> <tr> <td>05</td> <td>ABDUL BARI</td> <td>2.00%</td> <td>2.00%</td> <td>47,141,380</td> <td>47,141,380</td> </tr> <tr> <td>06</td> <td>BARAKA APPARELS LIMITED</td> <td>2.61%</td> <td>2.61%</td> <td>61,425,490</td> <td>61,425,490</td> </tr> <tr> <td>07</td> <td>FAHIM AHMED CHOWDHURY</td> <td>0.50%</td> <td>0.50%</td> <td>11,775,510</td> <td>11,775,510</td> </tr> <tr> <td>08</td> <td>NRB VENTURES (PVT.) LIMITED</td> <td>5.42%</td> <td>5.42%</td> <td>127,624,300</td> <td>127,624,300</td> </tr> <tr> <td>09</td> <td>AFZAL RASHID CHOUDHURY</td> <td>0.28%</td> <td>0.28%</td> <td>6,700,070</td> <td>6,700,070</td> </tr> <tr> <td>10</td> <td>FUSION HOLDINGS (PVT.) LIMITED</td> <td>2.90%</td> <td>2.90%</td> <td>68,314,410</td> <td>68,314,410</td> </tr> <tr> <td>11</td> <td>MD SHIRAJUL ISLAM</td> <td>0.01%</td> <td>0.01%</td> <td>335,660</td> <td>335,660</td> </tr> <tr> <td>12</td> <td>KARNAPHULI HARBOUR LIMITED</td> <td>2.66%</td> <td>2.66%</td> <td>62,694,510</td> <td>62,694,510</td> </tr> <tr> <td>13</td> <td>BARAKA SHIKALBAHA POWER LTD</td> <td>2.04%</td> <td>2.04%</td> <td>48,000,000</td> <td>48,000,000</td> </tr> <tr> <td>14</td> <td>DR. MD ZAKIR HOSSAIN</td> <td>0.00%</td> <td>0.00%</td> <td>-</td> <td>67,670</td> </tr> <tr> <td>15</td> <td>KHALED MAHMOOD</td> <td>0.00%</td> <td>0.00%</td> <td>-</td> <td>-</td> </tr> <tr> <td>16</td> <td>OTHER SHAREHOLDERS</td> <td>68.13%</td> <td>68.13%</td> <td>1,604,317,290</td> <td>1,604,249,620</td> </tr> <tr> <td></td> <td><b>Total</b></td> <td><b>100.00%</b></td> <td><b>100.00%</b></td> <td><b>2,354,656,610</b></td> <td><b>2,354,656,610</b></td> </tr> </tbody> </table>				Sl. No.	Name of Shareholders	Percentage of Shareholdings		Amount in Taka		31-12-2022	30-06-2022	31-12-2022	30-06-2022	01	FAISAL AHMED CHOWDHURY	2.08%	2.08%	48,941,220	48,941,220	02	MD. AHSANUL KABIR	2.00%	2.00%	47,129,480	47,129,480	03	NANU KAZI MOHAMMED MIAH	2.00%	2.00%	47,101,660	47,101,660	04	ROBIN CHOUDHURY	7.35%	7.35%	173,155,630	173,155,630	05	ABDUL BARI	2.00%	2.00%	47,141,380	47,141,380	06	BARAKA APPARELS LIMITED	2.61%	2.61%	61,425,490	61,425,490	07	FAHIM AHMED CHOWDHURY	0.50%	0.50%	11,775,510	11,775,510	08	NRB VENTURES (PVT.) LIMITED	5.42%	5.42%	127,624,300	127,624,300	09	AFZAL RASHID CHOUDHURY	0.28%	0.28%	6,700,070	6,700,070	10	FUSION HOLDINGS (PVT.) LIMITED	2.90%	2.90%	68,314,410	68,314,410	11	MD SHIRAJUL ISLAM	0.01%	0.01%	335,660	335,660	12	KARNAPHULI HARBOUR LIMITED	2.66%	2.66%	62,694,510	62,694,510	13	BARAKA SHIKALBAHA POWER LTD	2.04%	2.04%	48,000,000	48,000,000	14	DR. MD ZAKIR HOSSAIN	0.00%	0.00%	-	67,670	15	KHALED MAHMOOD	0.00%	0.00%	-	-	16	OTHER SHAREHOLDERS	68.13%	68.13%	1,604,317,290	1,604,249,620		<b>Total</b>	<b>100.00%</b>	<b>100.00%</b>	<b>2,354,656,610</b>	<b>2,354,656,610</b>
Sl. No.	Name of Shareholders	Percentage of Shareholdings		Amount in Taka																																																																																																																	
		31-12-2022	30-06-2022	31-12-2022	30-06-2022																																																																																																																
01	FAISAL AHMED CHOWDHURY	2.08%	2.08%	48,941,220	48,941,220																																																																																																																
02	MD. AHSANUL KABIR	2.00%	2.00%	47,129,480	47,129,480																																																																																																																
03	NANU KAZI MOHAMMED MIAH	2.00%	2.00%	47,101,660	47,101,660																																																																																																																
04	ROBIN CHOUDHURY	7.35%	7.35%	173,155,630	173,155,630																																																																																																																
05	ABDUL BARI	2.00%	2.00%	47,141,380	47,141,380																																																																																																																
06	BARAKA APPARELS LIMITED	2.61%	2.61%	61,425,490	61,425,490																																																																																																																
07	FAHIM AHMED CHOWDHURY	0.50%	0.50%	11,775,510	11,775,510																																																																																																																
08	NRB VENTURES (PVT.) LIMITED	5.42%	5.42%	127,624,300	127,624,300																																																																																																																
09	AFZAL RASHID CHOUDHURY	0.28%	0.28%	6,700,070	6,700,070																																																																																																																
10	FUSION HOLDINGS (PVT.) LIMITED	2.90%	2.90%	68,314,410	68,314,410																																																																																																																
11	MD SHIRAJUL ISLAM	0.01%	0.01%	335,660	335,660																																																																																																																
12	KARNAPHULI HARBOUR LIMITED	2.66%	2.66%	62,694,510	62,694,510																																																																																																																
13	BARAKA SHIKALBAHA POWER LTD	2.04%	2.04%	48,000,000	48,000,000																																																																																																																
14	DR. MD ZAKIR HOSSAIN	0.00%	0.00%	-	67,670																																																																																																																
15	KHALED MAHMOOD	0.00%	0.00%	-	-																																																																																																																
16	OTHER SHAREHOLDERS	68.13%	68.13%	1,604,317,290	1,604,249,620																																																																																																																
	<b>Total</b>	<b>100.00%</b>	<b>100.00%</b>	<b>2,354,656,610</b>	<b>2,354,656,610</b>																																																																																																																
<b>22.00</b>	<b>Share Premium: Tk. 970,000,000</b>																																																																																																																				
	Share Premium	1,000,000,000	1,000,000,000																																																																																																																		
	Less: Tax deducted at Source (TDS)	30,000,000	30,000,000																																																																																																																		
	<b>Total</b>	<b>970,000,000</b>	<b>970,000,000</b>																																																																																																																		
	<i>The Company issued 20,000,000 ordinary shares of Tk. 60 each (including premium of Tk. 50) through Initial Public Offering (IPO) and accordingly TDS @ 3% on Share Premium has been deducted as per section 53L of Income Tax Ordinance, 1984. Income Tax expenses have been adjusted against the Value of Share Premium in compliance with section 57 of the Companies Act, 1994.</i>																																																																																																																				
<b>22.A</b>	<b>Consolidated Share Premium: Tk. 970,000,000</b>																																																																																																																				
	Baraka Power Limited	970,000,000	970,000,000																																																																																																																		
	Baraka Fashions Limited	-	-																																																																																																																		
	<b>Total</b>	<b>970,000,000</b>	<b>970,000,000</b>																																																																																																																		
<b>23.00</b>	<b>Fair Value Gain/Loss Reserve: Tk. -1,282,726</b>																																																																																																																				
	Opening Balance	(60,827)	-																																																																																																																		
	Add: Addition during the period	(1,221,899)	(60,827)																																																																																																																		
		<b>(1,282,726)</b>	<b>(60,827)</b>																																																																																																																		
<b>23.A</b>	<b>Consolidated Fair Value Gain/Loss Reserve: Tk. -1,282,726</b>																																																																																																																				
	Baraka Power Limited	(1,282,726)	(60,827)																																																																																																																		
	Baraka Fashions Limited	-	-																																																																																																																		
		(1,282,726)	(60,827)																																																																																																																		
	Less : Non-Controlling Interest	-	-																																																																																																																		
		<b>(1,282,726)</b>	<b>(60,827)</b>																																																																																																																		

<u>Notes</u>	<u>Particulars</u>	<u>As on</u> <u>December 31, 2022</u>	<u>As on</u> <u>June 30, 2022</u>
<b>24.00</b>	<b>Retained Earnings: Tk. 962,097,747</b>		
	Opening Balance	984,686,385	780,082,790
	Add: Net profit during the period	212,877,023	440,069,256
	Prior years' Adjustment	-	-
		<b>1,197,563,408</b>	<b>1,220,152,046</b>
	Less: Cash Dividend	(235,465,661)	(235,465,661)
	Less: Stock Dividend	-	-
	<b>Total</b>	<b>962,097,747</b>	<b>984,686,385</b>
<b>24.A</b>	<b>Consolidated Retained Earnings: Tk. 1,632,046,055</b>		
	Opening Balance	1,957,571,237	1,691,680,956
	Add: Net profit during the period	(90,059,521)	501,355,942
		<b>1,867,511,716</b>	<b>2,193,036,898</b>
	Less: Cash Dividend	(235,465,661)	(235,465,661)
	Less: Stock Dividend	-	-
	<b>Total</b>	<b>1,632,046,055</b>	<b>1,957,571,237</b>
	Less: intra-group adjustment	-	-
	<b>Closing balance</b>	<b>1,632,046,055</b>	<b>1,957,571,237</b>
<b>25.00</b>	<b>Non Controlling Interest: Tk. -167,186,437</b>		
	Opening Balance	(176,476,726)	1,127,471,469
	Addition Through issue of Share	-	146,853,000
	Addition during the period	9,290,289	(24,821,295)
		<b>(167,186,437)</b>	<b>1,249,503,174</b>
	Less: Disposal of Non Controlling Interest	-	1,425,979,900
	Less: Cash Dividend @ 10%	-	-
	<b>Total</b>	<b>(167,186,437)</b>	<b>(176,476,726)</b>
<b>25.01</b>	<b>Disposal of Non Controlling Interest: Tk. 0</b>		
	Baraka Patenga Power Limited	-	1,064,700,883
	Karnaphuli Power Limited	-	361,279,017
	<b>Total</b>	<b>-</b>	<b>1,425,979,900</b>
<b>26.00</b>	<b>Term Loan : Tk. 848,791,420</b>		
	<b>Non-Current Maturity: Tk.386,572,487</b>		
	Trust Bank Ltd.	342,676,215	525,476,530
	Bank Asia Limited	43,896,272	79,768,715
	<b>Sub Total</b>	<b>386,572,487</b>	<b>605,245,245</b>
	<b>Current Maturity: Tk. 462,218,933</b>		
	Trust Bank Ltd.	354,279,965	338,859,730
	Bank Asia Limited	87,573,167	83,733,786
	Interest Payable	20,365,801	22,843,678
	<b>Sub Total</b>	<b>462,218,933</b>	<b>445,437,194</b>
	<b>Grand-Total</b>	<b>848,791,420</b>	<b>1,050,682,439</b>

Trust Bank Limited sanctioned term loan facility of BDT 380.00 million on 10 August 2020 and availed on 01 September 2020 at interest rate of 9% p.a. reduced to 8.00% p.a. for tenor of 04 years for the purpose of taking-over loan of BD Finance Limited, payable at equal quarterly installments.

Trust Bank Limited has sanctioned term loan facility of BDT 870.00 million on 15 March 2021 and availed on 20 May 2021 at interest rate of 9% p.a. reduced to 8.00% p.a. for tenor of 42 months for the purpose of taking-over loan of IPDC, IIDFC & BIFFL payable at equal quarterly installments.

Bank Asia Limited sanctioned term loan facility of BDT 250.00 million on 06 May 2021 and availed on 30 May 2021 at interest rate of 9% p.a. for tenor of 04 years for the purpose of meeting the cost of major overhauling at Fenchugonj plant, payable at equal monthly installments.

The security package for the term loan of Trust Bank Ltd is as follows:

- Mortgage of project land;
- Hypothecation of all fixed and floating assets including but not limited to machinery, book debts, furniture, fixture and equipment on first ranking pari passu basis creating present and future charge with the RJSC;
- Establishment of Escrow Account and Debt Service Account with appropriate cash flow;
- Directors' Personal Guarantee;
- Co-payee of benefits under all insurance policies insuring the relevant moveable and immoveable assets of the company.

Notes	Particulars	As on		
		December 31, 2022	June 30, 2022	
<b>26.A</b>	<b>Consolidated Term Loan (Non-Current): Tk. 577,942,484</b>			
	Baraka Power Limited	386,572,487	605,245,245	
	Baraka Fashions Limited	191,369,997	201,634,934	
	<b>Total</b>	<b>577,942,484</b>	<b>806,880,179</b>	
<b>26.B</b>	<b>Consolidated Term Loan (Current): Tk. 495,659,329</b>			
	Baraka Power Limited	462,218,933	445,437,194	
	Baraka Fashions Limited	33,440,396	42,718,429	
	<b>Total</b>	<b>495,659,329</b>	<b>488,155,623</b>	
<b>27.00</b>	<b>Lease Liability: Tk. 1,562,395</b>			
	<b>Non-Current Maturity</b>			
	Rental Agreement-Office Space	544,313	1,064,762	
	<b>Sub-Total</b>	<b>544,313</b>	<b>1,064,762</b>	
	<b>Current Maturity</b>			
	Rental Agreement-Office Space	1,018,082	940,723	
	<b>Sub-Total</b>	<b>1,018,082</b>	<b>940,723</b>	
	<b>Grand-Total</b>	<b>1,562,395</b>	<b>2,005,485</b>	
	Interest Rate	9.00% p.a.		
	Tenor	3 years		
	Repayment Amount	Tk. 93,115 only for office space per month;		
	Purpose	To use the facility		
	Obligation under rental agreement has been recognized as lease liability in the Statement of Financial Position, from the date of inception of the rental agreement, at amount equal at the inception of the rental agreement to the present value of future rental payment.			
	The present value of future rental payment obligation payable after the date of statement of financial position is as follows :			
		<b>31-12-2022</b>		<b>30-06-2022</b>
	<b>Particulars</b>	<b>Future Minimum Lease Payment</b>	<b>Interest</b>	<b>Present Value of Minimum Lease Payment</b>
	Not Later than one year	1,117,380	99,298	1,018,082
	Later than one year but not later than five years	838,035	293,722	544,313
	Later than five years	-	-	-
	<b>Total Obligation under Finance Lease</b>	<b>1,955,415</b>	<b>393,020</b>	<b>1,562,395</b>
<b>27.A</b>	<b>Consolidated Finance Lease Liability (Non-Current): Tk. 799,058</b>			
	Baraka Power Limited	544,313	1,064,762	
	Baraka Fashions Limited	254,745	498,321	
	<b>Total</b>	<b>799,058</b>	<b>1,563,083</b>	
<b>27.B</b>	<b>Consolidated Finance Lease Liability (Current): Tk. 1,550,030</b>			
	Baraka Power Limited	1,018,082	940,723	
	Baraka Fashions Limited	531,948	491,585	
	<b>Total</b>	<b>1,550,030</b>	<b>1,432,308</b>	
<b>28.00</b>	<b>Provision for Gratuity: Tk. 10,317,213</b>			
	Opening Balance	10,317,213	10,058,136	
	Add: Provision made during the period	-	10,317,213	
		10,317,213	20,375,349	
	Less: Transferred to Gratuity Fund	-	10,058,136	
	Less: Payment made during the period	-	-	
	<b>Closing Balance</b>	<b>10,317,213</b>	<b>10,317,213</b>	
<b>28.A</b>	<b>Consolidated Provision for Gratuity: Tk. 10,317,213</b>			
	Baraka Power Limited	10,317,213	10,317,213	
	Baraka Fashions Limited	-	-	
	<b>Total</b>	<b>10,317,213</b>	<b>10,317,213</b>	
<b>29.00</b>	<b>Consolidated Deferred Tax Liability: Tk. 3,275,780</b>			
	Baraka Power Limited	-	-	
	Baraka Fashions Limited	3,275,780	2,828,242	
	<b>Total</b>	<b>3,275,780</b>	<b>2,828,242</b>	

<u>Notes</u>	<u>Particulars</u>	<u>As on</u> <u>December 31, 2022</u>	<u>As on</u> <u>June 30, 2022</u>
<b>30.00</b>	<b>Other Financial Facilities: Tk. 106,000,000</b>		
	Working Capital Liability	106,000,000	129,595,321
	<b>Total</b>	<b>106,000,000</b>	<b>129,595,321</b>
<b>30.A</b>	<b>Consolidated Other Financial Facility: Tk. 106,274,081</b>		
	Baraka Power Limited	106,000,000	129,595,321
	Baraka Fashions Limited	274,081	17,952,211
		106,274,081	147,547,532
	Less: intra-group Adjustment	-	-
	<b>Total</b>	<b>106,274,081</b>	<b>147,547,532</b>
<b>31.00</b>	<b>Provision for Income Tax: Tk. 140,312,275</b>		
	Opening Balance	175,824,365	266,835,613
	Add: Addition during the period	49,595,279	122,909,747
		225,419,644	389,745,360
	Less: Adjustment during the period	85,107,369	213,920,995
	<b>Closing Balance</b>	<b>140,312,275</b>	<b>175,824,365</b>
<b>31.A</b>	<b>Consolidated Provision for Income Tax: Tk. 150,191,239</b>		
	Baraka Power Limited	140,312,275	175,824,365
	Baraka Fashions Limited	9,878,964	11,234,348
		150,191,239	187,058,713
	Less: intra-group Adjustment	-	-
	<b>Total</b>	<b>150,191,239</b>	<b>187,058,713</b>
<b>32.00</b>	<b>Liabilities for Expenses: Tk. 8,019,962</b>		
	Audit Fees	-	287,500
	Salary & Allowances	5,137,862	4,715,334
	Annual Sports & Cultural program	1,839,600	-
	Directors Remuneration	1,042,500	1,042,500
	<b>Total</b>	<b>8,019,962</b>	<b>6,045,334</b>
<b>32.A</b>	<b>Consolidated Liabilities for Expenses: Tk. 26,851,370</b>		
	Baraka Power Limited	8,019,962	6,045,334
	Baraka Fashions Limited	18,831,408	18,269,716
	<b>Total</b>	<b>26,851,370</b>	<b>24,315,050</b>
<b>33.00</b>	<b>Consolidated Current Account with Related Parties: Tk. 0</b>		
	Baraka Power Limited	-	-
	Baraka Fashions Limited	480,214,655	453,891,126
		480,214,655	453,891,126
	Less: intra-group Adjustment	480,214,655	453,891,126
	<b>Total</b>	<b>-</b>	<b>-</b>
<b>34.00</b>	<b>Accounts Payable: Tk. 90,769,180</b>		
	Jalalabad Gas T & D Co. Limited	89,361,071	72,859,462
	Ranks Petroleum	-	5,898,112
	Linde Bangladesh Ltd	448,500	448,500
	CDZ Global Logistics Ltd	230	-
	Arthosuchok	7,140	-
	Khaja Boiler Store	75,000	-
	G4S Secure Solutions Bangladesh (Pvt.) Ltd	34,500	-
	Global Brand Ltd	71,139	-
	Turbocharging Bangladesh Ltd	675,000	300,000
	The Lawyers	62,100	-
	Kazi Jahir Khan & Co. CA	-	17,250
	Podder & Associates	34,500	-
	Intercloud Limited	-	19,237
	Clarke Energy Ltd	-	413,503
	Fortune Advertising	-	84,227
	<b>Total</b>	<b>90,769,180</b>	<b>80,040,291</b>
<b>34.A</b>	<b>Consolidated Accounts Payables: Tk. 300,582,371</b>		
	Baraka Power Limited	90,769,180	80,040,291
	Baraka Fashions Limited	209,813,191	149,592,552
		300,582,371	229,632,843
	Less: intra-group Adjustment	-	-
	<b>Total</b>	<b>300,582,371</b>	<b>229,632,843</b>



<u>Notes</u>	<u>Particulars</u>	<u>As on</u> <u>December 31, 2022</u>	<u>As on</u> <u>June 30, 2022</u>
<b>35.00</b>	<b>Unclaimed Dividend and IPO Subscription Account: Tk. 13,152,432</b>		
	IPO Subscription	-	-
	Dividend for 2012-2013	-	-
	Dividend for 2014-2015	-	-
	Dividend for 2015-2016	-	-
	Dividend for 2016-2017	-	-
	Dividend for 2018-2019	3,034,588	3,037,758
	Dividend for 2019-2020	4,329,506	4,329,748
	Dividend for 2020-2021	4,797,298	4,807,276
	Other payable (net off interest)	991,040	956,472
	<b>Total</b>	<b>13,152,432</b>	<b>13,131,254</b>

Baraka Power Limited maintain separate bank account for dividend & IPO subscription and accordingly executed disbursement/refund in due course from the designated bank account.

In compliance with Bangladesh Securities and Exchange Commission directive no. BSEC/CMRRCD/2021-386/03 dated 14 January 2021, unclaimed dividend/IPO subscription fund is presented as liability in separate line item and also presented bank balance under cash at bank.

**35.A Consolidated Unclaimed Dividend Account: Tk. 13,152,432**

Baraka Power Limited	13,152,432	13,131,254
Baraka Fashions Limited	-	-
<b>Total</b>	<b>13,152,432</b>	<b>13,131,254</b>

**36.00 Other Payables: Tk. 235,790,995**

Other payable for IPO proceeds	48,000	48,000
Other payable for Dividend Suspense A/C	277,334	277,334
Dividend for 2021-2022	235,465,661	-
<b>Total</b>	<b>235,790,995</b>	<b>325,334</b>

*Other payable for IPO proceeds consists of subscription money of 04 applicants of IPO proceeds.*

**36.A Consolidated other Payables: Tk. 235,790,995**

Baraka Power Limited	235,790,995	325,334
Baraka Fashions Limited	-	-
	235,790,995	325,334
Less intra-group Adjustment	-	-
<b>Total</b>	<b>235,790,995</b>	<b>325,334</b>

Notes	Particulars	Half Year Ended (06 months)		2nd Qtr. Ended (03 months)	
		01 July 22 to 31 Dec. 22 Amount (Tk.)	01 July 21 to 31 Dec. 21 Amount (Tk.)	December 31, 2022 Amount (Tk.)	December 31, 2021 Amount (Tk.)
<b>37.00</b>	<b>Revenue: Tk. 393,520,926</b>				
	Capacity Proceeds	217,089,495	209,217,606	110,121,015	105,749,424
	Variable Operational & Maintenance Proceeds	43,338,230	96,235,459	24,619,395	48,988,576
	Energy Proceeds	133,093,201	279,153,904	73,365,223	138,792,839
	<b>Total</b>	<b>393,520,926</b>	<b>584,606,969</b>	<b>208,105,633</b>	<b>293,530,839</b>
	<i>Reason for changes: Capacity proceeds has changed due to Consumer Price Index (CPI) adjustment. VOMP &amp; Energy Proceeds are decreased by 55% and 52% respectively due to demand of electricity has decreased during the period.</i>				
<b>37.A</b>	<b>Consolidated Revenue: Tk. 881,607,919</b>				
	Baraka Power Limited	393,520,926	584,606,969	208,105,633	293,530,839
	Baraka Fashions Limited	488,086,993	245,976,928	243,010,664	127,889,889
	<b>Total</b>	<b>881,607,919</b>	<b>830,583,897</b>	<b>451,116,297</b>	<b>421,420,728</b>
<b>38.00</b>	<b>Cost of Revenue : Tk. 217,220,344</b>				
	Gas Consumption	109,584,387	223,713,400	60,358,097	110,529,927
	Lubricants and Chemical Consumption*	9,030,775	20,433,610	4,130,365	13,952,910
	Spare Parts Consumption	13,263,312	20,622,774	8,035,993	16,941,946
	Plant Salaries & Allowances	28,257,928	23,570,957	13,597,709	10,740,844
	Depreciation on Plant & Machinery	51,331,188	37,649,951	25,665,594	18,824,976
	Repair & Maintenances on Plant & Machinery	2,651,180	1,638,617	1,377,210	1,175,810
	Insurance Premium	3,101,574	3,089,829	1,543,855	1,566,441
	<b>Total</b>	<b>217,220,344</b>	<b>330,719,138</b>	<b>114,708,823</b>	<b>173,732,854</b>
	* Lubricants & Chemical consists of Lube oil, Grease, Coolnet water etc.				
<b>38.A</b>	<b>Consolidated Cost of Revenue: Tk. 649,482,491</b>				
	Baraka Power Limited	217,220,344	330,719,138	114,708,823	173,732,854
	Baraka Fashions Limited	432,262,147	246,855,639	213,183,215	122,960,438
	<b>Total</b>	<b>649,482,491</b>	<b>577,574,777</b>	<b>327,892,038</b>	<b>296,693,292</b>
	Less: intra-group adjustment	-	-	-	-
	<b>Total</b>	<b>649,482,491</b>	<b>577,574,777</b>	<b>327,892,038</b>	<b>296,693,292</b>
<b>39.00</b>	<b>General &amp; Administrative Expenses: Tk. 29,551,331</b>				
	Salary & Allowances (Note-38.01)	4,312,348	3,862,387	2,181,277	1,803,513
	Director's Remuneration	6,880,500	5,643,000	3,127,500	2,565,000
	Advertisement & Publicity	141,338	196,032	138,338	159,464
	AGM & EGM Expenses	347,600	325,143	347,600	325,143
	Annual Fees	391,734	345,605	174,225	314,682
	Annual Sports & Cultural program	1,858,730	1,536,848	1,858,730	1,536,848
	Business Development Expenses	145,402	60,076	40,030	16,481
	Communication Expenses	541,791	609,311	265,559	303,307
	Education & Training	57,000	-	7,000	-
	Entertainment & Others	850,771	582,480	374,566	295,592
	Gardening & Beautification Expenses	33,315	86,830	18,440	66,075
	General Repair & Maintenances	444,334	94,997	107,531	38,258
	Gift & Greetings	55,000	25,000	35,000	25,000
	Insurance Premium	239,071	219,876	2,140	12,533
	Legal Fees and Professional Consultancy	425,450	69,000	73,600	69,000
	Medical Expenses	920	6,345	-	-
	Meeting Attendance Fees	506,000	649,000	429,000	528,000
	Newspaper, Books & Periodicals	15,859	12,998	8,314	6,575
	Office Rent, Rates & Taxes (Note-38.02)	-	-	-	-
	Photocopy & Stationeries	289,460	295,590	128,655	141,092
	Printing	12,800	-	-	-
	Rest House Keeping Expenses	458,134	508,808	227,847	240,518
	Staff Fooding & Lodging	358,987	671,294	260,298	260,880
	Travelling & Conveyance	755,280	657,334	491,185	463,811
	Uniform	248,950	114,810	96,200	24,450
	Utility Expenses	698,137	636,301	463,542	402,923
	Vehicle Running Expenses	1,543,350	1,357,133	963,094	773,575
	Amortization Expenses	1,505,414	1,483,664	752,708	741,833
	Depreciation Expenses on Right of Use Assets	488,028	785,144	244,014	392,572
	Depreciation Expenses	5,945,628	4,749,265	2,802,695	2,344,293
	<b>Total</b>	<b>29,551,331</b>	<b>25,584,271</b>	<b>15,619,088</b>	<b>13,851,418</b>
<b>38.01</b>	Total Salary & Allowances under general & administrative expenses allocated with associate companies (i.e. BPPL, KPL & BSPL) on hourly basis.				
<b>38.02</b>	Office Rent, Rates & Taxes has been accounted for under IFRS-16 Lease effective from 1st July, 2021.				
<b>39.A</b>	<b>Consolidated General &amp; Administrative Expenses: Tk. 45,844,147</b>				
	Baraka Power Limited	29,551,331	25,584,271	15,619,088	13,851,418
	Baraka Fashions Limited	16,292,816	23,784,397	7,777,704	10,501,427
	<b>Total</b>	<b>45,844,147</b>	<b>49,368,668</b>	<b>23,396,792</b>	<b>24,352,845</b>

Notes	Particulars	Half Year Ended (06 months)		2nd Qtr. Ended (03 months)	
		01 July 22 to 31 Dec. 22 Amount (Tk.)	01 July 21 to 31 Dec. 21 Amount (Tk.)	December 31, 2022 Amount (Tk.)	December 31, 2021 Amount (Tk.)
<b>40.00</b>	<b>Other Income: Tk. 177,850,591</b>				
	Capital Gain/(Loss) on Marketable Securities	54,507	-	6,520	-
	Dividend Income on Preference Share	2,227,500	2,750,000	2,227,500	2,750,000
	Dividend Income on Investment in Associates			-	-
	- Baraka Patenga Power Ltd. (Taxed Income)	50,604,750	63,255,938	50,604,750	63,255,938
	- Baraka Shikalbaha Power Ltd. (BSPL)	42,560,000	53,200,000	42,560,000	53,200,000
	- Karnaphuli Power Ltd. (KPL)	60,800,000	66,500,000	60,800,000	66,500,000
	BO A/C Charges	(932)	(353,600)	(18)	(6)
	Foreign Exchange Gain /(Loss)	-	-	-	-
	Bank Interest	36,894	1,856,297	36,894	1,856,297
	Interest Income earned on Loan to Related Parties	21,567,872	82,617,645	13,302,292	42,201,450
	<b>Total</b>	<b>177,850,591</b>	<b>269,826,280</b>	<b>169,537,938</b>	<b>229,763,679</b>
<b>40.A</b>	<b>Consolidated Other Income: Tk. 18,432,983</b>				
	Baraka Power Limited	177,850,591	269,826,280	169,557,938	229,763,679
	Baraka Fashions Limited	11,370,671	9,408,536	66,894	(215,161)
		<b>189,221,262</b>	<b>279,234,816</b>	<b>169,624,832</b>	<b>229,548,518</b>
	Less: intra-group adjustment	170,788,279	207,886,454	162,522,699	195,824,060
	<b>Total</b>	<b>18,432,983</b>	<b>71,348,362</b>	<b>7,102,133</b>	<b>33,724,458</b>
<b>41.00</b>	<b>Financial Expenses: Tk. 63,404,547</b>				
	Term Finance Expenses	41,227,381	60,537,104	20,365,801	38,514,242
	Lease Finance Expenses	121,279	117,684	48,818	63,610
	Other Financial Expenses	21,333,101	49,208,588	12,710,660	34,073,228
	Bank Charge & Commission	124,156	313,407	118,290	307,287
	Bank Guarantee Expenses	598,630	572,129	-	572,129
	<b>Total</b>	<b>63,404,547</b>	<b>110,748,912</b>	<b>33,243,569</b>	<b>73,530,496</b>
<b>41.A</b>	<b>Consolidated Financial Expenses: Tk. 72,534,037</b>				
	Baraka Power Limited	63,404,547	110,748,912	33,243,569	73,530,496
	Baraka Fashions Limited	25,953,019	38,481,142	12,159,645	19,982,247
		<b>89,357,566</b>	<b>149,230,054</b>	<b>45,403,214</b>	<b>93,512,743</b>
	Less: intra-group Adjustment	16,823,529	24,930,516	8,557,949	-
	<b>Total</b>	<b>72,534,037</b>	<b>124,299,538</b>	<b>36,845,265</b>	<b>93,512,743</b>
<b>42.00</b>	<b>Consolidated Deferred Tax: Tk. 447,538</b>				
	Baraka Power Limited	-	-	-	-
	Baraka Fashions Limited	447,538	664,560	32,327	636,455
	<b>Total</b>	<b>447,538</b>	<b>664,560</b>	<b>32,327</b>	<b>636,455</b>
	<i>Calculation of Deferred Tax is stated in Annexure - A.</i>				
<b>43.00</b>	<b>Income Tax Expenses: Tk. 49,595,279</b>				
	Income tax expenses on Revenue	23,611,256	35,076,418	12,486,338	17,611,850
	Income tax expenses on Dividend Income	21,117,500	24,490,000	21,117,500	24,490,000
	Income tax expenses on Financial & Other Income	4,866,523	19,006,637	3,001,968	9,992,552
	<b>Total</b>	<b>49,595,279</b>	<b>78,573,055</b>	<b>36,605,806</b>	<b>52,094,402</b>
	<i>Calculation of Current Tax is stated in Annexure - B.</i>				
<b>43.A</b>	<b>Consolidated Income Tax Expenses: Tk. 55,117,827</b>				
	Baraka Power Limited	49,595,279	78,573,055	36,605,806	52,094,402
	Baraka Fashions Limited	5,522,548	2,123,216	2,843,324	486,589
		<b>55,117,827</b>	<b>80,696,271</b>	<b>39,449,130</b>	<b>52,580,991</b>
	Less: intra-group Adjustment	-	-	-	-
	<b>Total</b>	<b>55,117,827</b>	<b>80,696,271</b>	<b>39,449,130</b>	<b>52,580,991</b>
<b>44.00</b>	<b>Earnings Per Share (EPS) : Tk. 0.90</b>				
	Profit Attributable to Ordinary Shareholders	212,877,023	308,807,873	178,743,292	210,085,348
	Weighted Average Number of Ordinary Shares Outstanding during the period (Note 44.01)	235,465,661	235,465,661	235,465,661	235,465,661
	<b>Basic Earnings Per Share (EPS)</b>	<b>0.90</b>	<b>1.31</b>	<b>0.76</b>	<b>0.89</b>
	<i>Reason for changes: Basic EPS has decreased due to decrease of power supply demand which resulted significant decrease of revenue.</i>				
<b>44.A</b>	<b>Consolidated Earnings Per Share (EPS): Tk. -0.38</b>				
	Profit Attributable to Ordinary Shareholders	(90,059,521)	398,490,787	131,351,640	182,982,180
	Weighted Average Number of Ordinary Shares Outstanding during the period (Note 44.01)	235,465,661	235,465,661	235,465,661	235,465,661
	<b>Total</b>	<b>(0.38)</b>	<b>1.69</b>	<b>0.56</b>	<b>0.78</b>
	<i>Reason for changes: Consolidated EPS has decreased at the end of the period due to significant increase of exchange loss in foreign currency transactions incurred in Associates Companies and decrease of power supply demand of its own.</i>				

**Notes Particulars**

Half Year Ended (06 months)		2nd Qtr. Ended (03 months)	
01 July 22 to 31 Dec. 22	01 July 21 to 31 Dec. 21	December 31, 2022	December 31, 2021
Amount (Tk.)	Amount (Tk.)	Amount (Tk.)	Amount (Tk.)

**44.01 Weighted Average Number of Ordinary Shares Outstanding:**

The weighted average number of ordinary shares outstanding during the year is the number of ordinary shares outstanding at the beginning of the year, adjusted by the number of ordinary shares issued during the year multiplied by a time-weighted factor. The time-weighted factor is the number of days that the shares are outstanding as a proportion of the total number of days in the year (considering 360 days in a year).

Date of Allotment	Ordinary Share	Weighted No. of days	Calculation	Weighted No. of Share
01-07-2022	235,465,661			235,465,661
Addition during the period	-			-
<b>as on December 31, 2022</b>	<b>235,465,661</b>			<b>235,465,661</b>

**44.02 Dilution of Earnings Per Share:**

No diluted earnings per share is required to be calculated for the period presented as there was no potential ordinary shares has been issued by the company, as such no scope for dilution during the period.

**45.00 Net Assets Value (NAV) Per Share: Tk. 18.20**

	As on Dec. 31, 2022	As on June 30, 2022
Share Capital	2,354,656,610	2,354,656,610
Share Premium	970,000,000	970,000,000
Fair Value Reserve	(1,282,726)	(60,827)
Retained Earnings	962,097,747	984,686,385
<b>Total Shareholders' Equity</b> (A)	<b>4,285,471,631</b>	<b>4,309,282,168</b>
Total Number of Ordinary Shares (B)	235,465,661	235,465,661
<b>Net Assets Value (NAV) Per Share</b> (C=A/B)	<b>18.20</b>	<b>18.30</b>

Reason for changes: There was no such significant change in NAV at the period end.

**45.A Consolidated Net Assets Value (NAV) Per Share: Tk. 21.05**

	As on Dec. 31, 2022	As on June 30, 2022
Share Capital	2,354,656,610	2,354,656,610
Share Premium	970,000,000	970,000,000
Fair Value Reserve	(1,292,835)	(60,827)
Retained Earnings	1,632,046,055	1,957,571,237
<b>Total Shareholders' Equity</b> (A)	<b>4,955,409,830</b>	<b>5,282,167,020</b>
Total Number of Ordinary Shares (B)	235,465,661	235,465,661
<b>Consolidated Net Assets Value (NAV) Per Share</b> (C=A/B)	<b>21.05</b>	<b>22.43</b>

Reason for changes: Consolidated NAVPS has decreased during the period due to increase of exchange loss in foreign currency transactions incurred in Associates Companies and decrease of power supply demand of its own.

**46.00 Cash Flows from Operating Activities (Indirect Method)**

	Half Year Ended (06 months)		2nd Qtr. Ended (03 months)	
	01 July 22 to 31 Dec. 22	01 July 21 to 31 Dec. 21	December 31, 2022	December 31, 2021
	Amount (Tk.)	Amount (Tk.)	Amount (Tk.)	Amount (Tk.)
Net Profit After Tax	212,877,023	308,807,873	178,743,292	210,085,348
Depreciation as Non Cash Expenses	57,276,816	42,696,332	28,468,289	21,317,827
Depreciation on Right of Use Assets as Non Cash Expenses	488,028	488,028	244,014	244,014
Amortization as Non Cash Expense	1,505,414	1,483,664	752,708	741,833
Non Cash Financial Expenses	-	19,044,652	-	19,044,652
Non Cash Other Income	(21,567,872)	(82,617,645)	(13,282,292)	(42,201,450)
Other Income generated from Investing Activity	(156,245,825)	(185,352,338)	(156,218,752)	(185,705,932)
(Increase)/Decrease of Accounts Receivable	56,277,072	(137,270,280)	(28,599,170)	(52,528,464)
(Increase)/Decrease of Other Receivable (Note: 46.01)	(2,000)	-	(2,000)	-
(Increase)/Decrease of Inventories	4,035,113	(35,338,429)	(1,846,588)	(38,675,112)
(Increase)/Decrease of Advances, Deposits and Prepayment for Operational Activities (Note :46.02)	43,243,785	94,053,600	72,998,791	107,803,130
Increase/(Decrease) of Accrued Interest	(2,477,877)	14,446,859	(495,779)	(3,508,620)
Purchase of Inventory through Other Financing Facility	(38,620,863)	6,587,662	-	(7,598,490)
Increase/(Decrease) of Accounts Payable	10,728,889	(5,091,989)	37,160,579	(47,020,864)
Increase/(Decrease) of Liabilities for Expenses	1,974,628	(1,063,260)	1,623,814	(399,024)
Increase/(Decrease) of Provision for Income Tax	(35,512,090)	(104,290,052)	(48,501,563)	(81,524,937)
Increase/(Decrease) of Lease Liability (Note: 46.03)	(443,090)	(488,028)	(240,574)	(244,014)
Increase/(Decrease) of Other Payable (Note: 46.04)	-	-	-	-
Increase/(Decrease) of Provision for Gratuity	-	-	-	-
Prior Year Adjustment of Income Tax	-	-	-	-
<b>Net Cash Flows From Operation Activities</b>	<b>133,537,151</b>	<b>(63,903,351)</b>	<b>70,804,769</b>	<b>(100,170,103)</b>

Notes	Particulars	Half Year Ended (06 months)		2nd Qtr. Ended (03 months)	
		01 July 22 to 31 Dec. 22 Amount (Tk.)	01 July 21 to 31 Dec. 21 Amount (Tk.)	December 31, 2022 Amount (Tk.)	December 31, 2021 Amount (Tk.)
<b>46.01</b>	<b>(Increase)/Decrease of Other Receivable for Operational Activities</b>				
	(Increase)/Decrease of Other Receivable	(111,406,750)	(129,755,938)	(111,406,750)	(129,755,938)
	(Increase)/Decrease of Other Receivable from Non operating Activities	(111,404,750)	(129,755,938)	(111,404,750)	(129,755,938)
		<b>(2,000)</b>	<b>-</b>	<b>(2,000)</b>	<b>-</b>
<b>46.02</b>	<b>(Increase)/Decrease of Advance Deposit and Pre-payment for Operational Activities</b>				
	(Increase)/Decrease of Advance Deposit and Prepayment	51,143,785	771,003,600	72,998,791	107,803,130
	(Increase)/Decrease of Deposit for Investment in Associates	-	285,000,000	-	-
	(Increase)/Decrease of Deposit for Investment in Subsidiary	-	356,250,000	-	-
	(Increase)/Decrease for PPE	7,900,000	35,700,000	-	-
		<b>43,243,785</b>	<b>94,053,600</b>	<b>72,998,791</b>	<b>107,803,130</b>
<b>46.03</b>	<b>Increase/(Decrease) of Lease Liability</b>				
	Increase/(Decrease) of Lease Liability	(443,090)	(488,028)	(240,574)	(244,014)
	(Increase)/Decrease of Lease Liability from Non operating Activities	-	-	-	-
		<b>(443,090)</b>	<b>(488,028)</b>	<b>(240,574)</b>	<b>(244,014)</b>
<b>46.04</b>	<b>(Increase)/Decrease of Other payable for Operational Activities</b>				
	(Increase)/Decrease of Other Payable	235,465,661	230,158,331	235,465,661	235,465,661
	(Increase)/Decrease of Other Payable from Non operating Activities	-	-	-	-
		<b>-</b>	<b>-</b>	<b>-</b>	<b>-</b>
<b>46.A</b>	<b>Consolidated Cash Flows from Operating Activities (Indirect Method)</b>				
	Net Profit After Tax	(80,759,519)	370,794,277	134,821,498	169,804,890
	Deprecation as Non Cash Expenses	61,462,697	46,973,670	30,552,335	23,460,927
	Deprecation on Right of Use Assets as Non Cash Expenses	716,432	716,432	358,216	358,216
	Amortization as Non Cash Expense	1,518,414	1,532,664	759,208	766,333
	Non Cash Financial Expenses	16,823,529	19,044,652	8,557,949	31,431,531
	Gain/(Loss) from Deemed Disposal of Subsidiary	-	-	-	-
	Loss/(Gain) from Associate Company	158,651,388	(301,465,832)	(102,941,613)	(182,436,030)
	Other Income from Investing Activities	(2,288,218)	(2,396,400)	(2,270,377)	(2,749,994)
	Non Cash Other Income	(21,567,872)	(57,687,129)	(13,302,292)	(29,333,328)
	(Increase)/Decrease of Accounts Receivable	(7,139,116)	1,268,380,536	596,178	(82,653,324)
	Disposal of Accounts Receivable	-	(1,427,225,650)	-	-
	(Increase)/Decrease of Other Receivable (Note: 46.A.01)	(2,000)	60,000	(2,000)	-
	Disposal of Other Receivable	-	(60,000)	-	-
	(Increase)/Decrease of Inventories	(788,898)	849,096,338	(24,645,349)	(113,097,366)
	Disposal of Inventories	-	(942,905,984)	-	-
	Purchase of Inventory through Other Financing Facility	(38,620,863)	6,587,662	-	(7,598,490)
	(Increase)/Decrease of Advance Deposit and Prepayment for Operational Activities (Note: 46.A.02)	44,224,439	234,111,979	77,091,882	106,804,973
	Disposal of Advance Deposit and Prepayment for Operational Activities	-	(143,294,383)	-	-
	Increase/(Decrease) of Provision for Gratuity	-	(1,915,546)	-	-
	Disposal of Provision for Gratuity	-	1,915,546	-	-
	Increase/(Decrease) of Deferred Tax	447,538	664,560	32,327	636,455
	Increase/(Decrease) of Accrued Interest	6,772,123	2,400,290	4,154,221	2,244,811
	Increase/(Decrease) of Accounts Payable (Note: 46.A.03)	70,949,528	24,616,869	79,164,174	53,457,800
	Disposal of Accounts Payable	-	24,444,354	-	-
	Increase/(Decrease) of Liabilities for Expenses for Operational Activities	2,536,320	(7,840,784)	1,726,746	8,295,630
	Disposal of Liabilities for Expenses	-	9,321,035	-	-
	Increase/(Decrease) of Provision for Income Tax	(36,867,474)	37,269,653	(52,536,171)	(81,038,348)
	Disposal of Provision for Income Tax	-	(139,436,489)	-	-
	Increase/(Decrease) of Payable for WPPF	-	(10,642,124)	-	(5,961,961)
	Disposal of Payable for WPPF	-	10,642,124	-	-
	Increase/(Decrease) of Lease Liability (Note: 46.A.04)	(646,303)	(716,432)	(320,428)	(358,216)
	Disposal of Lease Liability	-	-	-	-
	Increase/(Decrease) of Other Payable (Note: 46.A.05)	-	(1,219,191,218)	-	-
	Disposal of Other Payable	-	1,218,604,618	-	-
	Prior Year Adjustment	-	-	-	-
	<b>Net Cash Flows From Operation Activities</b>	<b>175,422,145</b>	<b>(127,600,712)</b>	<b>141,796,504</b>	<b>(107,965,491)</b>
<b>46.A.01</b>	<b>(Increase)/Decrease of Other Receivable</b>				
	(Increase)/Decrease of Other Receivable	(111,406,750)	(129,695,938)	(111,406,750)	(129,755,938)
	(Increase)/Decrease of Other Receivable for Related Parties	(111,404,750)	(129,755,938)	(111,404,750)	(129,755,938)
		<b>(2,000)</b>	<b>60,000</b>	<b>(2,000)</b>	<b>-</b>

Notes	Particulars	Half Year Ended (06 months)		2nd Qtr. Ended (03 months)	
		01 July 22 to 31 Dec. 22 Amount (Tk.)	01 July 21 to 31 Dec. 21 Amount (Tk.)	December 31, 2022 Amount (Tk.)	December 31, 2021 Amount (Tk.)
<b>46.A.02</b>	<b>(Increase)/Decrease of Advance Deposit and Prepayment for Operational Activities</b>				
	(Increase)/Decrease of Advance Deposit and Prepayment	53,795,902	551,515,134	78,763,345	103,508,128
	(Increase)/Decrease of Deposit for Investment in Associates	-	285,000,000	-	-
	(Increase)/Decrease for PPE	9,571,463	32,403,155	1,671,463	(3,296,845)
		<b>44,224,439</b>	<b>234,111,979</b>	<b>77,091,882</b>	<b>106,804,973</b>
<b>46.A.03</b>	<b>(Increase)/Decrease of Accounts Payable for Operational Activities</b>				
	(Increase)/Decrease of Accounts Payable	70,949,528	24,616,869	79,164,174	53,457,800
	(Increase)/Decrease for PPE	-	-	-	-
		<b>70,949,528</b>	<b>24,616,869</b>	<b>79,164,174</b>	<b>53,457,800</b>
<b>45.A.04</b>	<b>Increase/(Decrease) of Lease Liability</b>				
	Increase/(Decrease) of Lease Liability	(646,303)	(716,432)	(320,428)	(358,216)
	(Increase)/Decrease of Lease Liability from Non operating Activities	-	-	-	-
		<b>(646,303)</b>	<b>(716,432)</b>	<b>(320,428)</b>	<b>(358,216)</b>
<b>46.A.05</b>	<b>(Increase)/Decrease of Other Payable</b>				
	(Increase)/Decrease of Other Payable	235,465,661	(989,032,887)	235,465,661	235,465,661
	(Increase)/Decrease of Other Payable from Non Operating Activity.	235,465,661	230,158,331	235,465,661	235,465,661
	Non Cash Adjustment	-	-	-	-
		-	<b>(1,219,191,218)</b>	-	-
<b>47.00</b>	<b>Net Operating Cash Flows Per Share (NOCFPS): Tk. 0.57</b>				
	Cash Generated from Operating Activities (A)	133,537,151	(63,903,351)	70,804,769	(100,170,103)
	Total Number of Ordinary Shares (B)	235,465,661	235,465,661	235,465,661	235,465,661
	<b>Net Operating Cash Flows Per Share (NOCFPS) (C=A/B)</b>	<b>0.57</b>	<b>(0.27)</b>	<b>0.30</b>	<b>(0.43)</b>
	<i>Reason for changes: NOCFPS has increased during the period over earlier period due to increase of collection from customers and decrease of income tax paid during the period.</i>				
<b>47.A</b>	<b>Consolidated Net Operating Cash Flows Per Share (NOCFPS): Tk. 0.75</b>				
	Cash Generated from Operating Activities (A)	175,422,145	(127,600,712)	141,796,504	(107,965,491)
	Total Number of Ordinary Shares (B)	235,465,661	235,465,661	235,465,661	235,465,661
	<b>Consolidated Net Operating Cash Flows Per Share (NOCFPS) (C=A/B)</b>	<b>0.75</b>	<b>(0.54)</b>	<b>0.60</b>	<b>(0.46)</b>
	<i>Reason for changes: Consolidated NOCFPS has increased during the period over earlier period due to increase in collection from customer &amp; other sources whereas relatively decrease in income tax payment &amp; financial expenses during the period.</i>				

**48.00 General Disclosures:**

**48.01** Comparative figures have been rearranged wherever considered necessary to conform to the current period's presentation.

**48.02** Figures are rounded off to the nearest Taka.

**49.00 Events after Reporting Period:**

- a. There is no significant event after the reporting period that requires either disclosure of or adjustment to these separate and consolidated financial statements.

**Annexure-A**

**Deferred Tax Calculation for the period ended December 31, 2022**

Particulars	As on 31-12-2022	As on 30-06-2022
Tax base Carrying Value of Assets	178,113,212	185,928,173
Accounting base Carrying Value of Assets	205,411,376	209,496,857
<b>Difference</b>	<b>27,298,164</b>	<b>23,568,684</b>
Tax Rate	12.00%	12.00%
Deferred Tax (Asset)/Liability	3,275,780	2,828,242
<b>Deferred Tax Expenses</b>	<b>447,538</b>	<b>917,226</b>

**Annexure-B**

**Current Tax Calculation for the period ended September 30, 2022**

Particulars	Amount	Tax Rate	Tax	Basis	
Revenue	393,520,926	6%	23,611,256	Prevailing Tax Law	
Income from other sources	Foreign Exchange Gain	-	* Min. Tax		4,861,072
	Bank Interest	36,894			
	Interest Income earned on Loan from Related Parties	21,567,872			
Gain/(Loss) from Capital Market	54,507	10%	5,451		
BO A/C Charges	(932)	0%	-		
Dividend Income from Preference Share	2,227,500	20%	445,500		
Dividend Income from KPL & BSPL	103,360,000	20%	20,672,000		
Dividend Income from BPPL	50,604,750	0%	-		
<b>Total</b>	<b>571,371,517</b>		<b>49,595,279</b>		

**\* Calculation of Minimum Tax**

*(Higher of 0.6% on Total Receipts or TDS or 22.50%)*

Heads of Income	Amount	Tax Rate @ 0.60%	TDS	Tax @ 20.00%
Bank Interest	36,894	221	11,068	8,301
Other Income excluding Bank Interest	21,567,872	129,407	-	4,852,771
<b>Total</b>	<b>21,604,766</b>	<b>129,628</b>	<b>11,068</b>	<b>4,861,072</b>
<b>Tax (higher of three)</b>			<b>4,861,072</b>	